

Volume 5 No 03

March 2020

The Bellows

Official Newsletter of the Tygerberg Photographic Society



"developing photographers"

Where: All Saint's Church, Baxter Road, Durbanville
When: 7pm Every 4th Wednesday of the month
Website: <http://www.tygerphoto.co.za/>



Proud member of the

**Photographic
Society of South Africa**

In this issue

REGULARS

CONTACT DETAILS

Page 3

FROM THE DESK OF
THE CHAIRMAN

Page 5

MONTHLY CHUCKLE

Page 29

APPENDIX II
MANIPULATION DEFINITION

Page 33

EDITOR'S NOTES

Page 4

THANK YOU

Page 28

APPENDIX I
SET SUBJECTS FOR 2020

Pages 30-32

MEET OUR MEMBERS

Page 24

LAST MONTH

WINNING IMAGES

Pages 6-9

SCORES AND COMMENTARY

Pages 11-12

SALON ACCEPTANCES
AND COMMENTS

Page 14

HOW I GOT THE SHOT

Page 10

LEARN & SHARE REPORT BACK

Page 13

AWARD WINNING IMAGES
FROM THE SALONS

Pages 15-18

LOOKING AHEAD

BIRTHDAYS AND DATES TO DIARISE

Page 19

SET SUBJECT - MARCH 2020
AND INSPIRATIONS

Page 20

OUR JUDGE FOR THE MONTH

Pages 21-23


FEATURES

PSSA/WESTERN CAPE PHOTOGRAPHIC FORUM NEWS

Pages 25-27

CONTACT DETAILS

Committee 2020



Support group

Newsletter Editor
Rob Minter LPSSA
083 300 2053
editor@tygerphoto.co.za

Webmaster
Jonathan Volmink
082 397 9698
webmaster@tygerphoto.co.za

Visitors, Salons, New Members
Christo la Grange LPSSA DPSSA
AFIAP
083 287 6750
christo@imagnet.co.za

Banking details

Standard Bank, Plusplan (Savings) Account No 274893142, Branch code 051001, Reference: Yourname

EDITOR'S NOTES



Hello fellow Tygertogs,

We've had a really sad start to our month, with the news that Christo la Grange is seriously ill. His contributions to this month's newsletter will be sadly missed, but our thanks (and thoughts) must also go to Marleen, who stood in for him on Club night with the Salon results.

I have no idea how many of our members are using Lightroom, either a stand-alone copy, or the monthly subscription version (my personal recommendation, even though with our Rand's weakness it is becoming more and more expensive each month!). Anyway, I certainly wouldn't do without it now, but have noticed that recently the processing time has seemed to take longer and longer. So I did a search on Google, and came across two videos which have helped me enormously. They have made a big difference to processing speed, and by extension, to my the enjoyment of using the program. For me there was no need to look further, as these two videos did the trick. Here are the links to them, and I hope you find them useful: [10 Tips](#), and [4 Tips](#). Disregard the duplications.

You will see later that there is no special article on our Learn & Share offering this month. This is because Vernon Chalmers is no longer doing the "Birds in flight" talks and workshop as mentioned on Club night. Instead, Lynne will be presenting a talk on the **Conceptual work involved in creating an altered reality image**. This will be a "Why, What, and How" presentation, not a Photoshop lesson! Quite appropriate looking at this month's set subject!

My thanks go to Nicol and Trudi du Toit for the articles that are featured in the new PSSA/WCPF news section on pages 25 to 27.. Most of the articles feature TPS, but it's always great to know some of the things happening outside of our TPS world.

In the process of preparing this month's newsletter, it struck me again how lucky we are to have members who are prepared to share their work with us all. There are images that we sometimes don't see on Club nights, but which achieve special recognition at Salons. And the members share them willingly! We are really fortunate to be able to be inspired by them and, of course, it makes the monthly newsletter that more beautiful! Thanks folks - you are really special!

We are also very fortunate this month to have Celia Fouché as our guest judge. Apart from being a very accomplished photographer, Celia is also the Western Cape's contact for the PSSA's JAP program, and between her and her husband developed and market an insulated sport bottle! Those who might be interested can read about it [here](#). We asked Celia to share three of her favourite images, which she did, and then later sent three more which are more in keeping with this month's set subject. They are all worth viewing so I decided to share the whole lot! You can see them on pages 22 and 23.

Another reminder that Club fees are due this month. Banking details can be found on Page 3.

And good luck for competition night on the 26th! Don't forget this month it again happens on a Thursday!

Till next month – Cheers!

From the desk of the Chairman



As we shake off the last lingering clutches of New Year's resolutions and the guilt of not going back to gym on the 2nd of January (that promise we keep shifting to next Monday) we find ourselves still bogged down with the weighty pressures of load-shedding, rising crime statistics, uninspiring addresses to our nation and now the doom and gloom of a microscopic organism causing a worldwide shortage of medical face masks and the bringing down (figuratively) of airlines!

For the ordinary person out there, life is now so seemingly risky that perhaps they should stay indoors, update their Netflix subscription and order all their essentials online with door-to-door delivery!

As photographers however, we have the magic of the camera between ourselves and the world out there. Through the lens we gain a different perspective – one that is somewhat more objective and removed from the hysteria. We gain a sense of calm with that piece of optic glass between ourselves and everyone else, and I prescribe a weekly dose of rambling outdoors in nature with a camera in your hand.

Don't make the mistake of only pursuing that perfect photograph. Don't make the excuses that involve things like "everywhere is so crowded on the weekends" or "I can't get there at Golden Hour." A 20-minute stroll anywhere, at any time of the day, will bring back a sense of fun, a sharpening of the mind to look for things of interest and provide interesting options for composition. The "any time of the day" part will challenge you to consider your settings and work with the light conditions you will have at that moment. So, get out there and start shooting for you!

Just a reminder that this is the time of the year when we ask you to finalise your fees for 2020 if you haven't already done so. Please check your emails for the reminder sent out by Ohna Nel.

Please also keep entering those salons! TPS is making waves among the national top rankings, and we have until the end of June to make our acceptances count!!

For those that are considering applying for their PSSA Honours, please do consider joining the group that meets for assisting members with the preparation for the submission of the panels for judging. The first meeting for 2020 will take place on Sunday 15th of March at 11am. This will be at the Kleine Zaal of the SASNEV Centre, 4 Central Square in Pinelands. There will be a R50 fee and this will be collected at the door. If you are interested, please drop Nicol du Toit (nicol@sportstrader.co.za) an email so that they will know to expect you.

In conclusion, on behalf of all of us here at TPS, we extend our love and support to Christo and Marleen la Grange at this time. Our thoughts and prayers are with them and their family.

*With love,
Lynne*

WINNING IMAGES – FEBRUARY 2020

Digital Open and **OVERALL** Winner

"Watching the early light" by Ben ter Huurne



Digital Open Runner-up

"Stalking Caracal" by Derrick Smit



WINNING IMAGES – FEBRUARY 2020 (Cont.)

Print **Open** Winner

"Botswana Bee Eater"
by Leney Stipp



Print Open Runner-up

"Mister Spikes" by Gary Scholtz



WINNING IMAGES – FEBRUARY 2020 (Cont.)

Digital Set Subject Winner

"Sand foot" by Johan Beyers



Digital Set Subject Runner-up

"Kill that virus" by Sonja Grünbauer



WINNING IMAGES – FEBRUARY 2020 (Cont.)

Set Subject Print Winner

"Sax player" by Rob Minter



Set Subject Print Runner-up

"Waiting my turn" by Christo la Grange



"HOW I GOT THE SHOT"

"Watching the early light"

by Ben ter Huurne

Camera Settings

Camera:	Canon EOS 1DX Mk II
Lens:	EF500mm F/4,0 USM
Aperture:	f/8
Exposure:	1/1600 sec
ISO:	5000
Metering:	Centre weighted



Ben receiving the floating trophy from Leney

Taken in the Kgalagadi Transfrontierpark on a Self-drive Safari:

I was with a photo-colleague from Germany for 5 days in my favourite National Park. The Kgalagadi Transfrontier Park (KTP) lies in the north of South Africa 10,5 hours away from Cape Town. I have been in the Kgalagadi many times, and have some knowledge of the park. This helps for having a good chance of finding leopard. You need to get up as early as the gate opens.

I heard from other self-drive safari visitors (over time one gets to know some of the folk in the cars driving around), that 3 weeks before my arrival a female leopard was seen in the tree at a specific water hole. I went there a few times in the early morning, but didn't see anything.

On the last day we went again, and in the distance just before the water hole, 20metres from the side of the road, was a shadow of a cat underneath a tree. The cat was backlit and the shape of the silhouette told me that this must be the leopard female. As we slowly approached the leopard it started walking. It wanted to go from the one side to the other side of the road. I drove a bit faster and stopped in the middle of the road where the leopard walked straight into the camera's viewfinder. I had maybe 5 seconds to shoot it in the nice backlight before it crossed to road and disappear over the lower dunes.

The camera was hand-held, and in total I could shoot maybe 20 frames in high burst.

The leopard was so close, that I couldn't get the whole animal in the frame. But the headshot with the beautiful morning light, was good enough for me.

With the high ISO I was afraid about the noise, but the choice of shutter speed was important for me, because I could only shoot handhold with very heavy equipment. With the editing (Topaz Noise) I could reduce the noise and achieve a pleasing result.

MEMBER SUBMISSIONS - FEBRUARY 2020 FINAL SCORES

Lastname	Firstname	Club Star Rating	Category Name	Title	ScoreTotal	Awards	Comments
Beyers	Johan	Master	Digital Open	Stone landscape	25	G	
Beyers	Johan	Master	Digital Open	Triangles and curves	24	S	
Beyers	Johan	Master	Digital - Set Subject	Sand Foot	26	G~1S	Digital Set Winner
Beyers	Neels	Master	Digital Open	Orange is my colour	22	S	
Beyers	Neels	Master	Digital Open	Peacock confrontation	23	S	
Beyers	Neels	Master	Prints - Open	Flamingo Es Es Es	22	S	
Beyers	Neels	Master	Prints - Set Subject	Protecting	23	S	
Burgstahler	Stephen	5	Digital Open	On Command	24	G	
Burgstahler	Stephen	5	Digital Open	Tenacity	24	G	
Burgstahler	Stephen	5	Digital - Set Subject	The Hand	26	G	
Cloete	Annemie	1	Digital Open	Nestled safely between the leaves	22	G	
Cloete	Annemie	1	Digital - Set Subject	Just leave yr footprint and reflection behind	19	G	
Coetzee	Hugo	3	Digital Open	Springs and Discs Repeated	22	S	
Coetzee	Hugo	3	Digital Open	No More Waxing Needed	20	S	
Coetzee	Hugo	3	Digital - Set Subject	Rise and shine you Lazy Guys	17	B	
du Bois	Francois	5	Digital Open	South Easter at Kalkbay	22	S	
du Bois	Francois	5	Digital Open	Jumping the wave	25	G	
du Bois	Francois	5	Digital - Set Subject	After the wave the hands tell it all	24	G	
Greeff	Johan	3	Digital Open	Happiness in Motion	20	S	
Greeff	Johan	3	Digital - Set Subject	Old and Young	19	B	
Greeff	Johan	3	Prints - Open	Infanta River View	20	S	
Greeff	Johan	3	Prints - Set Subject	Forever	21	S	
Grunbauer	Sonja	3	Digital Open	Sunny side	23	G	
Grunbauer	Sonja	3	Digital Open	South easter	18	B	
Grunbauer	Sonja	3	Digital - Set Subject	Kill that virus	26	G~2S	Digital Set Runner-up
Grunbauer	Sonja	3	Prints - Open	Inquisitive visitors	25	G	
Heine	Alida	2	Digital Open	Golden hour drinks	22	G	
Heine	Alida	2	Prints - Open	Twisted fight	22	G	
Jackson	Marion	5	Digital Open	Staircase	22	S	
Jones	Alta	3	Digital Open	What a lovely afternoon walk darling	24	G	
Jones	Alta	3	Digital - Set Subject	I will set you free little one	26	G	
Jones	Richard	3	Digital - Set Subject	Arial foot attack	20	S	
Jones	Richard	3	Prints - Open	You rang sir	20	S	
Jones	Richard	3	Prints - Open	In flight	24	G	
Kewley	Carolyn	5	Digital Open	Days end	22	S	
Kewley	Carolyn	5	Digital Open	Three	26	G	
Kleingeld	Martin	3	Digital Open	Good Morning Cape Town	20	S	
Kleingeld	Martin	3	Digital - Set Subject	Engaged	25	G	
Kleingeld	Martin	3	Prints - Open	Yes Dear Got it Dear	22	S	
Kleingeld	Martin	3	Prints - Set Subject	A Mothers Gift	24	G	
Kruger-Haye	Erwin	4	Digital Open	Baby Baboon	27	G	
Kruger-Haye	Erwin	4	Digital Open	Zebra crossing	22	S	
Kruger-Haye	Erwin	4	Prints - Open	Bubble fun	24	G	
la Grange	Christo	5	Digital Open	Cityscape Cape Town	24	G	
la Grange	Christo	5	Digital - Set Subject	The Conductor_2	23	S	
la Grange	Christo	5	Prints - Open	Steps Waterfront Cape Town	24	G	
la Grange	Christo	5	Prints - Set Subject	Waiting my turn	25	G~2S	Prints Set Runner-up
La Grange	Marleen	5	Digital Open	Walking side by side	22	S	
La Grange	Marleen	5	Digital - Set Subject	Cheap labour	22	S	
La Grange	Marleen	5	Prints - Open	Carii	25	G	
La Grange	Marleen	5	Prints - Set Subject	Getting ready	23	S	
Labuschagne	Desmond	5	Digital Open	Pushing Hard	24	G	
Labuschagne	Desmond	5	Digital Open	Inside the Taal Monument	22	S	
Labuschagne	Desmond	5	Digital - Set Subject	Handy Head	19	B	
Labuschagne	Desmond	5	Prints - Open	Kicking up the Sand	23	S	
Maginley	Robert	3	Digital - Set Subject	Warm Hands	19	B	
Minter	Rob	5	Digital Open	Let Momma tuck you up	26	G	
Minter	Rob	5	Digital - Set Subject	Handsome	24	G	
Minter	Rob	5	Prints - Open	Daisy droplets	24	G	
Minter	Rob	5	Prints - Set Subject	Sax player	26	G~1S	Prints Set Winner
Nel	JP (Ohna)	2	Digital Open	Spekboomblom	18	S	
Pentz	Marc	2	Digital Open	Pin point landing	22	G	
Pentz	Marc	2	Digital Open	Catch of the day	24	G	
Pentz	Marc	2	Digital - Set Subject	Who got it right	18	S	
Rossouw	Daniel	4	Digital - Set Subject	Strong enough to support her	24	G	
Rudman	Rodney	3	Digital Open	Breaking Bad	22	S	
Rudman	Rodney	3	Digital Open	Deep Purple	18	B	
Scholtz	Gary	4	Digital Open	Its a bugs life	24	G	
Scholtz	Gary	4	Prints - Open	Mister Spikes	26	G~2O	Prints Open Runner-up
Seket	Erik	4	Digital - Set Subject	Plastered	22	S	
Smit	Derrick	3	Digital Open	Portofino harbour scene	26	G	
Smit	Derrick	3	Digital Open	Stalking caracal	27	G~2O	Digital Open Runner-up
Smit	Derrick	3	Digital - Set Subject	Blitzbok try	22	S	
Smit	Derrick	3	Prints - Open	I swallow these whole	22	S	

MEMBER SUBMISSIONS - FEBRUARY 2020 FINAL SCORES (Cont.)

Lastname	Firstname	Club Star Rating	Category Name	Title	ScoreTotal	Awards	Comments
Stals	Anette	1	Digital - Set Subject	Eat My Dear	25	G	
Stipp	Andre	5	Digital Open	Little river mouth	23	S	
Stipp	Andre	5	Digital Open	Modern living	26	G	
Stipp	Andre	5	Digital - Set Subject	Musical Hands	25	G	
Stipp	Andre	5	Prints - Open	Red Saturn	24	G	
Stipp	Loney	3	Digital Open	Oops	24	G	
Stipp	Loney	3	Digital Open	SA on the beach	24	G	
Stipp	Loney	3	Digital - Set Subject	Cancer	24	G	
Stipp	Loney	3	Prints - Open	Botswana Bee eater	26	G~10	Prints Open Winner
ter Huurne	Ben	3	Digital Open	Blood Brothers for ever	24	G	
ter Huurne	Ben	3	Digital Open	Watching the early light	28	COM~10	Digital Open / OVERALL Winner
van Eeden	Barbara	4	Digital Open	Help Help	25	G	
van Eeden	Barbara	4	Digital Open	Sleeping Beauty	26	G	
van Eeden	Barbara	4	Digital - Set Subject	Diensbaar vir 92 jaar	24	G	
van Eeden	Barbara	4	Prints - Open	Elegance from Nature	25	G	
Venter	Coert	4	Digital Open	Pivot Line	24	G	
Venter	Coert	4	Digital - Set Subject	Nail Artist	24	G	
Venter	Coert	4	Prints - Open	Limbs	20	S	
Venter	Coert	4	Prints - Set Subject	Grounded	20	S	
Visser	Mariana	4	Digital Open	NY Reflections	25	G	
Visser	Mariana	4	Digital Open	Raindrop	20	S	
Visser	Mariana	4	Digital - Set Subject	Creating sparks	20	S	
Vivier	Bennie	5	Digital Open	Water motion	25	G	
Vivier	Bennie	5	Digital Open	Immature little grebe	27	G	
Wyeth	Clifford	Master	Digital Open	Salami Packer	26	G	
Wyeth	Clifford	Master	Digital Open	Early morning	22	S	

SCORES COMMENTARY

- Overall the scores achieved were the best we have received for many a month. Either David was a tiny bit lenient, or, more probably, there was a very high standard of images on the night. In any event, well done to all!
- In total, 100 images were judged, with an average score awarded of 23,1 (Last month 22,9)
 - 58 received Gold awards (58%) (Last month 42%),
 - 36 received Silver awards (36%) (Last month 58%), and
 - 6 received Bronze awards (6%) (Last month 0%).
- The highest score received for an image was 28, obviously awarded to the winning image from Ben ter Huurne. The lowest score awarded on the evening was 17, so you can see that a wide spectrum of scores was awarded.
- Our sincere thanks to David Barnes for his time, expertise, and effort. We really are most grateful!
- Ed's note: It's the first time since David joined TPS that he (naturally) did not submit images, and I'm still trying to work out whether he was grateful or annoyed!*



Our Judge for the evening - David Barnes

FEBRUARY LEARN & SHARE FEEDBACK

A report from your editor.

The L&S session last month took the form of a Saturday morning workshop. Lynne Kruger-Haye and Babsie van Eeden were up at the crack of dawn, preparing delicious fresh sandwiches for the enjoyment of attendees on the day. After rising early on a Saturday morning to get to the workshop on time, and not having a chance for a decent breakfast, from my perspective these were most welcome! And looking at the contented faces around me, I know wasn't the only one who enjoyed them! Thanks Lynne and Babsie- you did us (and TPS) proud!

The host for the morning was Jan Marais, and the subject was a fairly in-depth review of the principles for judging photographs at club level.

45 participants signed in. Folk came from various local clubs - Hermanus, Helderberg, Cape Town, Swartland, TAF and Creative Camera. It was a real win for inter-club collaboration!

Jan had prepared notes for everyone, and these were emailed to participants before the workshop. There were additional sets on offer for those who had not received them beforehand.

A wide range of photographic genres was discussed and analysed - portraits, landscapes, nature, abstracts, - you name it, it was covered!

To summarise the process of judging an image, there are 4 steps: Describe, Analyse, Interpret, and finally, Evaluate the image.

To apply these four principles, not to an image, but to the workshop, here are my personal thoughts:

1 Describe I think the basic workshop is adequately described above, without getting bogged down with too many details

2. Analyse An enormous amount of thought and planning had gone into the workshop. The various subjects were discussed in great detail, and the presentation was spot-on.

3. Interpret Interpretation is always a tricky thing, especially when one does not intimately know the author. But my understanding was that the course is meant not only to help club photographers become better judges, but would be of great benefit to a number of existing judges!

4. Evaluate As far as I am concerned, everything worked well together and the workshop was incredibly useful and a resounding success. Jan definitely walked off with a Gold award for his submission!

Finally, just three images taken by Mariana Visser on the morning. Thanks Mariana!



SALON ACCEPTANCES – FEBRUARY 2020

Salons entered:

Miroc, Balkan, Madiba Bay, Tafelberg, New Year, North Bengal, Love for Art, Camera Obscura, Picto-Real, Cross Country, Holland Circuit, Heritage

	National Salons				International Salons		
Members	Accepts	COMs	R-U	1st	Accepts	COMs	Medals
Erik Seket	11				13		
Neels Beyers	6	1			16		
Stephen Burgstahler	6				3		
Alida Heine	6	1					
Marleen la Grange	7		1		33		1
Desmond Labuschagne	1	1					
Rob Minter	6						
Derrick Smit	6						
André Stipp	11	1					
Leney Stipp	6	3					
Coert Venter	3				10		
Clifford Wyeth	7						
Christo la Grange	12	1			27		
Sonja Grünbauer	4						
Carolyn Kewley	2						
Ohna Nel	1						
Marc Pentz	1	1					
Johan van Wyk	4						
Mariana Visser					1		
GRAND TOTALS	100	9	1	0	103		1

COMMENTS ON SALONS

The number of acceptances achieved by our members each month is simply staggering. Not only for the local salons, but a select few are dominating the international salon area. Congratulations to everyone involved - it's fabulous to see!

The numbers above speak for themselves, but it is worth mentioning that both Alida Heine and Marc Pentz achieved COMs for images for the first time! May it be the first of many.

NB: The scores of our members for National Salons can only be retrieved via PSSA's website if members enter the Salon under the TPS banner. Some of our members belong to other clubs as well, and they must please let us know of their acceptances via other Clubs, so that the numbers can be included.

In addition, you must please report all International Acceptances so that they can be included in your stats.

Ed's note: The stunning images that follow are presented in the order in which I received them from members. My thanks again to them for agreeing to share with everyone.


"Fishing"

by André Stipp



"Bent buildings"

by Desmond Labuschagne



"The arched bridge"

by Marc Pentz



"Yellow"

by Leney Stipp



"Oops"

by Leney Stipp



"Gebou 6001"

by Neels Beyers



"Easy vibes"

by Alida Heine



"Skateboarding"
by Marleen la Grange



HAPPENING THIS MONTH AND NEXT

March Birthdays

1 Mercia van Wyk
2 Daniel Rossouw
8 Erik Seket
9 Roelof Jobing
10 Vic Els
23 Johan van Wyk
25 André Stipp
28 Lynne Kruger-Haye
29 Jaco Alberts
31 Luke Kruger-Haye

Congratulations

DATES TO DIARISE

TPS – March 2020

- 12 Talk on Altered Reality
- 14 Open
- 17 TPS Committee meeting
- 20 **Photovault entries due**
- 26 Club evening. **NB: Note change to Thursday evening for this month!**

Other – March 2020

- 14 1st Benoni National Digital Salon. Brochure available [here](#).
- 21 6th PSSA National Salon. Brochure available [here](#).
- 28 Kriel PDI Salon. Brochure available [here](#).
- 31 See below. You can read all about the congress in Cape St Francis [here](#).

Cape Photographers Congress Photo Competition

No Entry Fee
Closing Date 31 March 2020
[Click here to participate in this event](#)

SPECIAL ACHIEVEMENTS

Marc Pentz Advancement from 2-Star to 3-Star
Anette Stals Advancement from 1-Star to 2-Star
Aneme Cloete Advancement from 1-Star to 2-Star

Best beginner for February was **Anette Stals**

ONLY IMAGES TAKEN FROM 1/10/2019 ARE ELIGIBLE FOR THE SET SUBJECT ENTRIES. SEE ALSO THE MANIPULATION DEFINITION IN ADDENDUM II.

Abstract photography is an exercise in composition for the sake of art. The real identity of the abstractionist's subject is not important, and the result is not intended to be anything.

Altered Reality is an image created by altering reality in an obvious manner, created digitally or in camera. The intention is the creation of an image that conveys a feeling or message or tells a story. *Creative or Visual Art* *Creative photography* is a means of expression and a way for the author to make a personal photographic statement. These images should go beyond the straightforward pictorial rendering of a scene. The image does not have to employ derivative or manipulative techniques to be Creative or Visual Art. However, all work should be that of the author and not copied or derived from elsewhere.

Manipulation (see Appendix II) IS allowed

INSPIRATIONS FOR THIS MONTH'S SET SUBJECT

- Images: [40 Beautiful Examples of Abstract Photography](#)
- Article: [35 Abstract photography tips and ideas](#)
- Images: [108 Best Photographing Altered reality images](#)
- Article: [Altered reality - Digital Photo Magazine](#)
- Last year's winners for the same category:



"Dune abstract" by Freda Marais

"Baobab reflections" by Stephen Burgstahler



OUR JUDGE FOR THE MONTH

Celia Fouché

Celia (in her own words) is a proud "Brakkie" from Brackenfell! She was a member at Tafelberg, but currently does not belong to a Club.

She started with photography in 2007, and it wasn't long before she became well-known. In the same year, she received the "Newcomer Award" and in 2011 won the "Best Image Award". She has received a Service Award from the PSSA for initiating and managing the Judge Appreciation Program in the Western Cape since 2012. She received the Chairperson's award/trophy in 2011 and 2012 for exceptional contributions to the Tafelberg club. She also proudly holds LPSSAs in the mono and colour categories - both awarded at the same time.

Her favourite genres are Architecture and Abstract, and it obviously well qualified to judge our set subject this month. For her, impact and mood are two characteristics that would contribute to a great image this month. Images need good composition, a proper point of interest, mood, and possibly a story-telling aspect, will score well. However, "happy snappies" that look like "rush jobbies" will find themselves at the bottom of the pile!

Celia offers this sound advice: Apply passion when making photos. When passionate about something, the quality is automatically better. Never do anything half-heartedly. Check the image properly before entering it into a competition. Try to be critical. Look at impact, mood, and technical quality. If in doubt, trust your gut feeling and do not enter the image, rather than entering something just for the sake of it.

When asked about the future of club photography, Celia had this to say: *"Tygerberg is doing VERY well and personally I think a winning recipe is applied. Do not change anything as the club is very dynamic and successful. I would like to see the same principles applied in all clubs but unfortunately some clubs have a lack of vision and drive. Management also plays a vital role in the success of a club."*

She does not have an online portfolio at this stage. She has a few images on Facebook, but has neglected her own photography due to workload and JAP programme responsibilities. She is an "everything or nothing" person and would rather leave it than doing photography half-heartedly. She is working on this as she would love to get the balance back. However, she has kindly sent some of her favourite images through for us to share and enjoy, and these can be seen on the following page.



"LOOK AND THINK BEFORE OPENING THE
SHUTTER. THE HEART AND MIND ARE THE TRUE
LENS OF THE CAMERA."

YOUSUF KARSH

LIGHT STALKING

OUR JUDGE FOR THE MONTH (Cont.)

All images by Celia Fouché - Various



"Pelican portrait"



"Kubu vibrance"




"Natural beauty"

OUR JUDGE FOR THE MONTH (Cont.)

All images by Celia Fouché - Abstract



"Architecture masterpiece"



"Vibrant boat reflection"



"Vibrant architecture elements"

MEET OUR MEMBERS

Ben ter Huurne



Ben was born in the Netherlands in a small town close to the German border. As one of five children, he started working for his father's hospitality company in Germany when he was 18 years old. In 1998 he went on vacation to South Africa, immediately fell in love with this beautiful country, and immigrated one year later.

During his time in Europe, he was the owner and managing director of an 800-bed hotel in Germany. Having done this for 17 years, he decided it was time for a smaller venture; one that included having more one-on-one interaction with guests, but also one that combined both his passion and skills in hospitality to deliver a memorable guest experience.

He built a lodge in Northern Zululand, and made it into a big five, five star rated game lodge. In Stellenbosch he runs his own small Guest Farm.

He has attended various workshops with the world's top nature and wildlife photographers, such as Greg du Toit (BBC Wildlife Photographer of the Year 2013), Hannes Lochner (BBC Wildlife Portraits runner-up 2013) and Lex Hes (author and nature photographer of the highly acclaimed "Leopards of Londolozi").

His interest in photography started as a young boy and since moving to South Africa, the people, nature and wildlife of this country fascinated him so much that he turned his passion for photography into his profession. After having studied photography in Cape Town and covering multiple genres, he decided to go all out and follow his dream.

He is now a professional freelance photographer., and has his own website at <http://benterhuurne.com/>.

Ben lives in Vlotenburg, Stellenbosch, and is currently only a member of TPS. He is fluent in Dutch, German, English and Afrikaans.

1. **Changes in club leadership**

The following TPS members have been selected as new club chairpersons/presidents:

- Tafklub: Mariana Visser
- Durbanville: Coert Venter

2. **Interclub**

- The next Interclub awards evening will take place on October 30th and Durbanville will be hosting it in the Sanlam Head Office auditorium in Bellville, which Alicia Greyling already booked. The exhibition of prints will be on display for a further two weeks.
- Clubs will be allowed to enter 12 PDIs and 12 prints – irrespective if the 12 prints were entered as prints in a club competition.

3. **Expert speakers for quarterly talks**

- As with the previous Judging Forum cycles, there will again be a year-long gap before the next two-year judging course starts in 2021. During the interim year, Antenie Carstens will invite expert speakers to present quarterly talks, which all club members will be invited to attend.
- In the survey, most of the respondents said they would attend talks on Elements of composition, Different photo genres and Visual literacy.
- Christo la Grange also compiled a list of speakers from the region prepared to talk at clubs and workshops on various topics – the last edition was Juan Venter who said he is prepared to do a presentation on Astro photography (even during daytime). All speakers indicated they would do it as a service to photography, not for payment.

4. **The Image Honours magazines (PSSA members only)**


- These magazines, mailed by PSSA in December to Western Cape members, did not have a good track record for postal deliveries in the Western Cape: in a snap survey of PSSA members, 80% of the respondents (68 of 85) had not received the magazine by mid-February, even though PSSA has mailed a second copy to many of them. Nearly half of the members who did receive the magazine, only received it in the beginning of February ... nearly two months late! PSSA will soon send boxes with magazines to Regional Director Nicol du Toit to distribute at clubs – if you haven't yet responded to the email asking if you received the issue, please let him know as soon as possible to ensure that PSSA send enough issues to the Western Cape.

5. **Salon medals and other winners**

- Western Cape club members won a good handful of medals in recent PSSA photographic salons – and two Tygerberg members came first in two categories in two salons.
- The 4th International Circuit Camera Obscura 2019 was organised and judged by clubs from four countries – Serbia, Belarus, South Africa (Edenvale Photographic Club) and Poland. The South African judges awarded Christo la Grange of Tygerberg Photographic Society (TPS) the PSSA Gold medal in the Open Monochrome category for his moody image *Study without Eskom* (see following page).



- Lynne Kruger-Haye, also from TPS, was awarded the PSSA Silver medal as the Open Monochrome category winner in the SAVAS PDI Salon for her intriguing image Minimalist details of a Gondola (see below).



- Going back in salon history, Phillip de Lange did an interesting exercise: he compiled a document with the top 10 Western Cape members who got salon acceptances for PDI images from 2011-2012 to the end of 2019, and prints going back to 2013-14.
- Two women are the top salon entrants from the region: Marleen la Grange in PDI and Kim Stevens in print. But, it is very interesting to see how the salon acceptances per club changed over the years.
- In the 2011-12 Impala PDI trophy year the top Western Cape performer was Lee Slabber of Fish Hoek Photographic Society – and Fish Hoek had the most members among the top 10 in the Western Cape, namely 4.
- The following year Neels Beyers of Tafklub was #1 in the Western Cape – the club with the most Top 10 members that year, namely 5. Tafklub was the top performing club for the following three years, with 4, 6 and 4 members respectively among the Top 10. In 2013-14 Riaan van der Berg (TAF) and in 2015-16 Johan Beyers (TAF) were the top performers. But, in 2014-15 Treurnicht du Toit of Hermanus was the top performer in the region.

- The TPS-dominated salon era started in 2016 with the club's Marleen la Grange the top performer in the region in 2016-17, 2017-18 and she is also currently the front-runner, with Treurnicht du Toit, although the Impala year was only half-way at the time that Phillip compiled the list. TPS had 5, 6, 7 and 7 members among the Top 10 in the Western Cape over the past 4 years.
- As far as the print salon acceptances are concerned, the picture looks quite different, with CTPS making a strong statement, with Swartland and TPS lately giving them a run for their money. Between 2013 and 2015-16 mainly CTPS members from the region gained acceptances: I was the top entrant in 2013-14, the next year Jeanette du Toit was the region's top print entrant, followed by Kim Stevens in 2015-16, when CTPS members occupied all 10 of the top places. Kim Stevens was again the region's top performer in prints in 2016-17 and 2017-18 and she currently tops the log for the half year till December 2019.
- Christo la Grange from TPS was the Western Cape member with the most acceptances for prints in 2018-19. That year most (5) Top 10 members in the region came from TPS and in 2017-18 TPS and CTPS both had 3 members ranked.
- But, in 2018-19 Swartland had the most members amongst the region's Top 10, namely 5. They also had 4 members in 2018-19.

6. **TPS is #4 on Impala log**

- Tygerberg Photographic Society (TPS) is ranked #4 in the country when the PDI and print points for salon acceptances are counted for the 2020 Impala Trophy interim results. Club members so far gained 620 points (615 PDI points and 5 print points). It is the only club from the Western Cape region that features in the PDI and print Top 20. TPS club member Marleen la Grange (90 points) carries the flag for the Western Cape as the only member in the Top 30.

"PHOTOGRAPHY IS LIKE EXPLORING A
NEW DIMENSION, ONLY I CAN GO
THERE BUT I CAN SHOW YOU WHERE
I'VE BEEN."

DESTIN SPARKS

LIGHT STALKING

THANK YOU!

Our thanks and gratitude to the **All Saints Anglican Church** for the privilege of using their venue, and especially to **Pam Davies**, for always being willing to unlock and assist.

To the folks who helped out in the kitchen on Club night and served us all refreshments, Babsie van Eeden, and Gary Scholtz, our sincere thanks. Always greatly appreciated.

And as usual we would like to take this opportunity to thank our generous sponsors for their assistance in making our club so successful.

ORMS
BELLVILLE

Victoria Towers
294 Durban Road
Bellville 7530
Tel: 021 910 1380
Email: sales-north@orms.co.za
Website: ormsdirect.co.za





Punctuation matters...

You said	I said
"No more lenses"	"No, more lenses!"



APPENDIX I

SET SUBJECTS – 2020

ONLY IMAGES TAKEN FROM 1/10/2019 ARE ELIGIBLE.

JANUARY

CITY LIFE

Also described as Urban Landscape Photography. This genre looks for photographic possibilities in the cities and urban areas where we live and work. A few perspectives you could consider are:

Cityscape Photography – urban landscapes *that go beyond* the capturing of the big picture cityscape that is usually quite polished and clean.

Life around Architecture – here we are less interested in the buildings and its architectural style and more interested in what happens in and around it.

Candid Street Photography – but more focussed on the city itself - and the people who live and work in it.

Urban Landscape photography is often gritty, it's not always pretty and it can be quite abstract.

This is not meant to be a focus on architecture, however buildings (or parts thereof) may naturally form a part of your composition

Manipulation (see Appendix II) IS NOT allowed

FEBRUARY

HANDS OR FEET

Use hands or feet to tell a story. Composition and mood will be of paramount importance here.

Manipulation (see Appendix II) IS allowed

MARCH

ABSTRACT / ALTERED REALITY

Abstract photography is an exercise in composition for the sake of art. The real identity of the abstractionist's subject is not important, and the result is not intended to be anything.

Altered Reality is an image created by altering reality in an obvious manner, created digitally or in camera. The intention is the creation of an image that conveys a feeling or message or tells a story. *Creative or Visual Art Creative photography* is a means of expression and a way for the author to make a personal photographic statement. These images should go beyond the straightforward pictorial rendering of a scene. The image does not have to employ derivative or manipulative techniques to be Creative or Visual Art. However, all work should be that of the author and not copied or derived from elsewhere.

Manipulation (see Appendix II) IS allowed

APPENDIX I

SET SUBJECTS – 2020 (cont.)

APRIL THE NATURAL WORLD

This month embraces all of *nature and wildlife photography*. Pay attention to lighting, strong composition and appropriate depth of field. Attempt to portray your subject in an unusual way so that your viewers are treated to a unique perspective.

Manipulation (see Appendix II) IS NOT allowed

MAY POLLUTION

This topic falls within the realm of *photojournalism*, and to a degree within *street photography*.

Use your lens to make an impactful image

Manipulation (see Appendix II) IS NOT allowed

JUNE H2O IN ANY FORM

In case you missed the periodic table in Chemistry, this topic is all about water – in any of its many shapes or forms. Show us your splash photography, close-up water droplets, steam or sea spray!

Manipulation (see Appendix II) IS allowed

JULY PATTERNS AND SHAPES

Patterns and shapes occur all around us. Fields can have it, some buildings do it, and even the birds and the bees are in on it! Strong composition and the considered use of colour will definitely be to your advantage. Make sure that you have a point of interest or something to lead the eye towards.

Manipulation (see Appendix II) IS allowed

AUGUST SPORT

Sports Photography covers any aspect of a sporting event. Images must depict an active pastime or recreation involving physical exertion and/or skill that is governed by a set of rules or customs and often of a competitive nature. Images in this section could include the spectators or judge or umpire in a sporting event.

Sports Action Photography is similar to *Sport Photography* but should show sports people in action. Images must depict an active pastime or recreation involving physical exertion and/or skill that is governed by a set of rules or customs and often of a competitive nature. The level of sport can range from children playing a sport to the Olympic Games.

Manipulation (see Appendix II) IS NOT allowed

APPENDIX I

SET SUBJECTS – 2020 (cont.)

SEPTEMBER EMOTION

Catch a moment or stage a moment, but we need to feel when we see. Use the breadth of your craft to show an image powerful enough to evoke an emotion within your viewer.

Ensure that all the elements of a great photograph are present, particularly when snatching a moment. Even though the weight of the requirement for this category is the mood, attention to the technical side will greatly increase your impact.

Manipulation (see Appendix II) IS allowed

OCTOBER ARCHITECTURE

Architectural photography is the photographing of buildings and similar structures that are both aesthetically pleasing and accurate representations of their subjects. This genre requires careful consideration of your subject and a high level of technical attention. Make use of your gear correctly, i.e. Use a tripod and a shutter release

Also attempt to show more than a snapshot. Consider composition, lighting and how you are going to edit your image.

Manipulation (see Appendix II) IS allowed

NOVEMBER YOUR FAVOURITE IMAGE THIS YEAR

Obviously, this image may not have been entered into the monthly club competition at TPS before. This is like the open category, but please make it obvious why THIS image is the one! Make sure that your title allows the viewer to "get it"

Manipulation (see Appendix II) IS allowed

DECEMBER NO COMPETITION

APPENDIX II

MANIPULATION DEFINITION

Manipulation shall constitute any or all of the following modifications to the original image:

- *Adding an element to the image that was not contained in the original capture;*
- *Removing an element from the image that was contained in the original capture;*
- *Moving or repositioning an element of the image that was contained in the original capture.*

In the categories Nature and Photojournalism, manipulation is not allowed. In Open there is no restriction whatsoever in the way authors choose to post process an image.

The following actions are allowed and are NOT seen as manipulation:

- *Cropping*
- *Correction of lens distortion, chromatic aberrations, purple fringing, lens vignette and vertical/horizontal perspective adjustments;*
- *Removal of dust spots or scratch marks from sensor or scanned images;*
- *The blending of different exposures of the same scene to broaden the dynamic range e.g. High Dynamic Range (HDR);*
- *Photo stacking to overcome the limitations of the digital sensor heat artefacts in long exposures.*
- *Focus stacking to widen the depth of field especially in Macro photography. In the case of Nature and Wildlife, HDR and focus stacking will not be considered as manipulation and may be used provided that the end result is a faithful representation of the original scene.*
-

Please note: HDR and Focus stacking are not allowed in Photojournalism and Street Photography.