


The Bellows

Official Newsletter of the Tygerberg Photographic Society



"developing photographers"

Where: All Saint's Church, Baxter Road, Durbanville

When: 7pm Every 4th Wednesday of the month

Website: <http://www.tygerphoto.co.za/>



Proud member of the

**Photographic
Society of South Africa**

In this issue

REGULARS

CONTACT DETAILS

Page 3

EDITOR'S NOTES

Page 4

FROM THE DESK OF
THE CHAIRMAN

Pages 5-6

THANK YOU

Page 27

MONTHLY CHUCKLE

Page 28

APPENDIX I
SET SUBJECTS FOR 2020
Pages 29-31

APPENDIX II
MANIPULATION DEFINITION

Page 32

MEET OUR MEMBERS
Pages 23-25

LAST MONTH

WINNING IMAGES

Pages 7-10

HOW I GOT THE SHOT

Page 11

SCORES AND COMMENTARY

Pages 12-13

LEARN & SHARE REPORT BACK

N/a

SALON ACCEPTANCES
AND COMMENTS

Page 14

AWARD WINNING IMAGES
FROM THE SALONS

Pages 15-18

LOOKING AHEAD

BIRTHDAYS AND DATES TO DIARISE

Page 19

SET SUBJECT - MAY 2020
AND INSPIRATIONS

Page 20

OUR JUDGE FOR THE MONTH

Pages 21-22


FEATURES

PSSA/WESTERN CAPE PHOTOGRAPHIC FORUM NEWS

Page 26

CONTACT DETAILS

Committee 2020



Support group

Newsletter Editor
Rob Minter LPSSA
083 300 2053
editor@tygerphoto.co.za

Webmaster
Jonathan Volmink
082 397 9698
webmaster@tygerphoto.co.za

Banking details

Standard Bank, Plusplan (Savings) Account No 274893142, Branch code 051001, Reference: Yourname

EDITOR'S NOTES



Hello fellow TygerTogs,

And so we near the end of a full month of Stage 5 lockdown! Quite an experience, and not something that one would want to live through too often. At the same time, it has been a time that has offered opportunities for one to do things one doesn't normally find the time for! At the moment the garage and I are drawing one-all, and if I hadn't damaged my hand quite seriously (I'm trying to type right now with my left hand in a guard!), I would have been up one-nil! Hopefully it can still happen!

I must say, though, that I have seriously missed being outside, with a camera in hand, indulging in some photo-taking, as I'm sure most of you have too! And especially with last month's set subject being "Our natural world", and this month's "Pollution". Being able to get outside would certainly have helped! I must confess to not looking at our challenge for next month until quite recently, and could now kick myself! I would have had an ideal subject if only I'd had a look *before* I started cleaning up the garage!!!

In researching some sites to recommend as inspirations for this month's set subject, I will admit to having felt very deflated afterwards. It's actually incredible, and shocking, to see exactly what we have done to this beautiful planet of ours. On the positive side, it has left me with a new resolve to be more aware and more caring of our environment. Just by chance, one of the sites I have recommended viewing, shows different types of pollution in different areas around China. And coincidentally there is a horrifying image amongst them all from that now-famous city - Wuhan! So - be warned upfront - it's not going to be the most pleasant month of images, but hopefully we will all learn from them.

Due to the lockdown, there is no Learn & Share, nor Outing to report on. So to help bulk out the newsletter a bit, we have a few more images on display this month. My thanks to everyone who has contributed. Even with the extra images, we still end up a few pages short of normal.

One of the best things to happen during the month, and I'm sure there are a good few of you who would agree, was the introduction of the video with all the submissions and their scores for the month. Having done something similar myself a while ago, I know just how much time and effort must have gone into it! Thank you Erwin - it was a brilliant production. I know also that with the amount of time it takes to put something like that together, without a computer fundi who possesses the knowledge to automate most of the collation procedure, the chance of the video happening on a monthly basis is most unlikely. But maybe there is someone here who can assist. It would be fabulous and a huge step forward if it could become a monthly occurrence.

I hope that you are not getting bored with the layout and content of your newsletter. I have tried to keep it relevant and new, but it gets more and more difficult as the months go by. So I would really welcome any suggestions as to interesting changes that could be made, but even more importantly, I would welcome any articles that you write and would like shared with fellow members. We have had a few contributions in the past, and these have always been well received. Please drop me a note at editor@tygerphoto.co.za. Thanks!

Till next month - take care and look after yourselves. Hopefully we will meet again soon.

Cheers.

From the desk of the Chairman



Dear TygerTogs,

This month's newsletter heralds nearly 5 weeks of lock down for us here in South Africa, or simply put – what feels like 8 years, 37 months, 89 weeks and 2 days – or thereabouts.....

We know that being in lockdown is a huge step towards “flattening the curve” and helping contain the spread of the Corona Virus, but for many it also highlights anxiety, loneliness and a disconnect from others.

There has been many a call, especially on social media channels, to take this time to get organized, make plans, practice your skills and learn something new. Please don't take these to heart, because for many of us this is a time of vulnerability, apprehension, and even depression - and the mere thought of trying to live up to those social media posts just serves to drive us deeper under the duvet. Don't be laden with guilt if you can't get around to taking any pictures or editing anything. Don't feel “less than” because you cannot concentrate on a tutorial or lack the energy to finally catalogue your files.

It is okay to not be okay. Please do reach out if you are struggling. The one thing about TPS is that we are a family and we care for one another.

I want to urge you to take time out, to rest and refresh, to connect with those you care about. This time we have now should be about you and your self-care. If you have the energy to get organized, do so. If you feel ready for action and want to dive into a tutorial – create a splash, but on those days where your PJ's and slippers is all you can manage, wear them with pride!

This time of lockdown has brought about other challenges as we create our “new normal”. We have not been able to gather together for a Learn & Share, meet up with some fellow photographers for a quick shoot, nor get together for an evening where we present our work for assessment and critique. These restrictions have forced us to get creative with remote judging and place a huge amount of work on a handful of our members to make that happen. For that, we thank you Martin for everything that you do with regard to Photovault.

New for us this month, was the first attempt to showcase all the image submissions and their results to our members while we are stuck at home. Erwin spent a good number of hours putting together a slideshow, which was then uploaded to YouTube so that everyone could access it. Judging by the overwhelming feedback I have received from you, I think we can declare this project a success! Thank you Erwin! To upload comments for each image will depend on whether the judge actually has the time to type out any for each image, and then whether the easy transfer of those comments to the slideshow program will be possible.

During April I also participated in a live streamed competition evening for Swartland Club, where I was their judge for the evening. It truly was a fun experience and I was grateful to be a part of that. Luckily for them, they have a few folk whose day jobs are IT based and they have the software and the technology to make this possible.

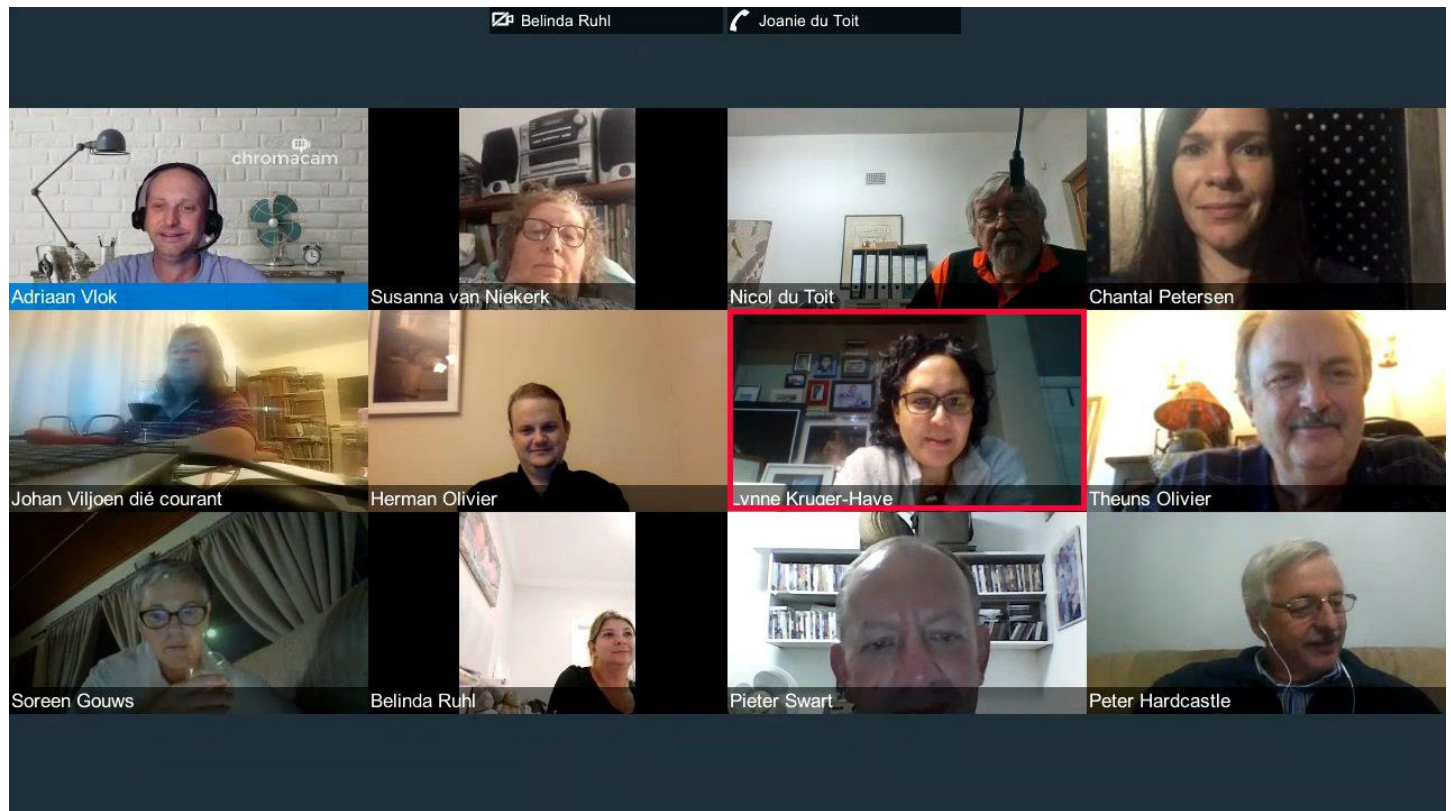
From the desk of the Chairman (Cont.)

In conclusion, I also want to pay tribute to Christo la Grange, who won his very first International Gold Medal just shortly before he passed away. Congratulations my friend, we are certain that Marleen will be polishing that spectacular medal for you.

To all our incredible TygerTogs, be gentle with yourselves (and those who are locked down with you!) and take the opportunity to enter salons and participate in our Facebook Cellphone Challenge.

Stay home, stay safe!

*With love,
Lynne*



This Is a screenshot of everyone that was tuned in to watch and discuss during the session with the Swartland Club. There were approximately 19 people actually connected, with quite a few others streaming via somewhere just watching and listening. The app allowed the convener to “park” people in the lobby (the app term) so that they could watch and hear, but would then be unable to speak during the process. Just he and I would have voice as he read out the titles and then I commented and scored. Afterwards everyone was let back in again for feedback and goodbyes.

WINNING IMAGES – APRIL 2020

Digital Set and **OVERALL** Winner

"Nature in satin" by André Stipp



Digital Set Runner-up

"I will bee back soon" by Ben ter Huurne



WINNING IMAGES – MARCH 2020 (Cont.)

Print Set Winner

"Tactile"
by John Read



Print Set Runner-up

"Splash-back"
by Ben ter Huurne

WINNING IMAGES – MARCH 2020 (Cont.)

Digital Open Winner

"The sight of the stars makes me dream" by John Read



Digital Open Runner-up

"On the lookout" by Ben ter Huurne



WINNING IMAGES – MARCH 2020 (Cont.)

Prints Open Winner

"Perskes" by Neels Beyers



Prints Open Runner-up

"Cut back" by Johan van Wyk



"HOW I GOT THE SHOT"

"Nature in satin"

by André Stipp

Camera Settings

Camera:	Nikon D850
Lens:	Nikon 200mm macro
Aperture:	f/4
Exposure:	1/500 sec
Focal length	25mm
ISO:	400
White balance	5650




André Stipp

I saw a small tree with tiny white flowers in my neighbour's garden. I climbed over the wall and broke off a small branch. The flower is as big as one's finger nail.

In addition to the camera equipment mentioned above, I used a sturdy tripod. The f-stop was deliberately chosen fairly wide open as I wanted the little stem to be the focus point, and it needed to be very sharp. The rest of the flower had to be very soft. I actually used live view during the focussing process which enabled me to zoom in only on the stem in order to get it super sharp. Took the shot.

The photo was taken inside my house, no flash, and with a remote trigger. The only post-processing was a bit of cropping.

Ed's note: What some people will do to get the shot!



MEMBER SUBMISSIONS - APRIL 2020 FINAL SCORES

Lastname	Firstname	Star Rating	Category Name	Title	Score	Awards	Comments
Barnes	David	5	Digital Open	Showtime	24	G	
Barnes	David	5	Digital Open	Prince of swords	25	G	
Barnes	David	5	Digital - Set Subject	Wings	20	S	
Barnes	David	5	Prints - Set Subject	Who You Looking At	24	G	
Beyers	Neels	Master	Digital Open	Feeding a Seal	21	S	
Beyers	Neels	Master	Digital - Set Subject	Lilly	22	S	
Beyers	Neels	Master	Prints - Open	Perskes	25	G-10	Winner
Beyers	Neels	Master	Prints - Set Subject	Flamingo confrontation	19	B	
Bothma	Marius	3	Digital Open	Lameez	21	S	
Bothma	Marius	3	Digital Open	in my Chocolate box	22	S	
Bothma	Marius	3	Digital - Set Subject	wild purple	23	G	
Burgstahler	Stephen	5	Digital Open	Bad Hair Dye	24	G	
Burgstahler	Stephen	5	Digital - Set Subject	Left Behind-2	22	S	
Burgstahler	Stephen	5	Prints - Open	All in a Days Work	23	S	
Burgstahler	Stephen	5	Prints - Set Subject	Hanging Out-2	23	S	
du Bois	Francois	5	Digital Open	Check that chic ou pel	21	S	
du Bois	Francois	5	Digital Open	Bokspring	19	B	
du Bois	Francois	5	Digital - Set Subject	The Green Kruger 1	20	S	
du Bois	Francois	5	Prints - Set Subject	Tradouw Pas	20	S	
du Toit	Nelis	3	Digital Open	Left right left right	20	S	
Greeff	Johan	3	Digital Open	Waterplantflower	22	S	
Greeff	Johan	3	Digital - Set Subject	Nature after Rain	22	S	
Greeff	Johan	3	Prints - Open	Calling Home	19	B	
Greeff	Johan	3	Prints - Set Subject	Caught	20	S	
Grunbauer	Sonja	3	Digital Open	dusty karoo roads	23	G	
Grunbauer	Sonja	3	Digital Open	watch it	23	G	
Grunbauer	Sonja	3	Digital - Set Subject	close connections	21	S	
Grunbauer	Sonja	3	Prints - Set Subject	inquisitive visitor	22	S	
Jackson	Marion	5	Digital Open	Feather	23	S	
Jones	Alta	3	Digital Open	Magnificant bird of prey	23	G	
Jones	Alta	3	Digital - Set Subject	Guys Please Keep A Safe Covid Distance	19	B	
Jones	Alta	3	Prints - Open	Let Me Try Again	20	S	
Jones	Alta	3	Prints - Set Subject	SorryHave To Go Now	19	B	
Jones	Richard	3	Digital Open	The Rabbit Mummy	22	S	
Jones	Richard	3	Digital - Set Subject	Tidal Pool	22	S	
Jones	Richard	3	Prints - Open	Slow Breaking Wave	21	S	
Jones	Richard	3	Prints - Set Subject	Gannet in Flight	22	S	
Kruger-Haye	Erwin	4	Digital Open	Groundsquirrel eating	24	G	
Kruger-Haye	Erwin	4	Digital Open	determination	24	G	
Kruger-Haye	Erwin	4	Digital - Set Subject	Jackal at the water	23	S	
Kruger-Haye	Erwin	4	Prints - Set Subject	Groundsquirrel	24	G	
La Grange	Marleen	5	Digital Open	Window to my soul	23	S	
La Grange	Marleen	5	Digital Open	Spine in building Zimbabwe	23	S	
La Grange	Marleen	5	Digital - Set Subject	Bumblebee	22	S	
Labuschagne	Desmond	5	Digital Open	Stone Teeth	24	G	
Labuschagne	Desmond	5	Digital Open	Taal Monument in Mono	23	S	
Labuschagne	Desmond	5	Digital - Set Subject	Kokerboom at Sunset	21	S	
Labuschagne	Desmond	5	Prints - Open	Flower Powered Ants	23	S	
Nel	Ronel	3	Digital Open	Kagga Kamma	19	B	
Nel	Ronel	3	Digital Open	valkie en mol	19	B	
Nel	Ronel	3	Digital - Set Subject	Kagga Kamma	20	S	
Pentz	Marc	3	Digital Open	Bath time done	22	S	
Pentz	Marc	3	Digital Open	The Arched bridge	22	S	
Pentz	Marc	3	Digital - Set Subject	The Beauty of Youth	23	G	
Pentz	Marc	3	Prints - Set Subject	The Wind beneath my wing	20	S	
Read	John	3	Digital Open	The sight of the stars makes me dream	26	G-10	Winner
Read	John	3	Digital - Set Subject	Continuance	23	G	
Read	John	3	Prints - Open	He who reads enjoys many lives	23	G	
Read	John	3	Prints - Set Subject	Tactile	24	G-1S	Winner
Scholtz	Gary	4	Digital Open	Mushroom sunrise	24	G	
Scholtz	Gary	4	Digital Open	Bike in Brussels	24	G	
Scholtz	Gary	4	Digital - Set Subject	Lockdown visitor	23	S	
Seket	Erik	4	Digital Open	Crown fountain Playtime	23	S	
Smit	Derrick	3	Digital Open	Overberg scene	21	S	
Smit	Derrick	3	Digital Open	Glossy ibis in flight	23	G	
Smit	Derrick	3	Digital - Set Subject	Spotted eagle owl	24	G	
Smit	Derrick	3	Prints - Set Subject	Inquisitive Knysna Turaco	23	G	
Stipp	Andre	5	Digital Open	Splash	24	G	
Stipp	Andre	5	Digital Open	Froggy	23	S	
Stipp	Andre	5	Digital - Set Subject	Nature in Satin	26	G-1S-Overall	Winner / OverAll
Stipp	Andre	5	Prints - Open	Serene	24	G	
Stipp	Leney	3	Digital Open	Thirsty	24	G	
Stipp	Leney	3	Digital Open	African grey	23	G	
Stipp	Leney	3	Digital - Set Subject	Purple Nature	25	G	
Stipp	Leney	3	Prints - Open	Close up 1	22	S	

MEMBER SUBMISSIONS - APRIL 2020 FINAL SCORES (Cont.)



Lastname	Firstname	Star Rating	Category Name	Title	Score	Awards	Comments
ter Huurne	Ben	3	Digital Open	black is the new white	23	G	
ter Huurne	Ben	3	Digital Open	On the Lookout	25	G~20	Runner Up
ter Huurne	Ben	3	Digital - Set Subject	I will bee back soon	25	G~2S	Runner Up
ter Huurne	Ben	3	Prints - Set Subject	Splash-back	24	G~2S	Runner Up
Van Wyk	Johan	4	Digital Open	Blue lagoon	23	S	
Van Wyk	Johan	4	Digital - Set Subject	Caught	24	G	
Van Wyk	Johan	4	Prints - Open	Cut back	24	G~20	Runner Up
Van Wyk	Johan	4	Prints - Set Subject	Loopdop	20	S	
Venter	Coert	4	Digital Open	Moment between Teacher and Student	20	S	
Venter	Coert	4	Digital Open	Yin Yang Hippies	21	S	
Venter	Coert	4	Digital - Set Subject	Arachnida Stare	21	S	
Venter	Coert	4	Prints - Set Subject	Pre-historic Wisdom	24	G	
Visser	Mariana	4	Digital Open	Granate	23	S	
Visser	Mariana	4	Digital Open	Time is ticking	21	S	
Visser	Mariana	4	Digital - Set Subject	passionfruit flower	24	G	
Visser	Mariana	4	Prints - Set Subject	curves in nature	23	S	
Volmink	Jonathan	3	Digital Open	Muscles	21	S	
Volmink	Jonathan	3	Digital - Set Subject	Last Rays of Summer	21	S	

SCORES COMMENTARY

- Not a great month for those folks wanting to improve their Gold tallies! It's really difficult to complain, though, as during a crucial period the National Lockdown was announced, and with the set subject being "The natural world", many folk had to make do with the best qualifying images they had already collected before the lockdown. On the bright side, the average scores increased slightly over what has been achieved YTD prior to this month.
- In total, only 93 images were submitted and judged, with an average score awarded of 22,4 (2020 YTD March 22,1)
 - 36 received Gold awards (39%) (YTD March: 40%)
 - 50 received Silver awards (43%) (YTD March: 46%) and
 - 7 received Bronze awards (31%) (YTD March: 13%)
 - 0 received no award (0%) (YTD March: 1%)
- The highest score received for an image was 26, This was awarded to the winning image, "Nature in satin", from André Stipp, and also to the "The sight of the stars makes me dream" image by John Read. The lowest score awarded on the evening was 19
- Our sincere thanks to Frans du Bois and Bennie Vivier for their time, expertise, and effort. We really are most grateful!



SALON ACCEPTANCES – APRIL 2020

Figures collated by Marleen la Grange

Salons entered: 1st Benoni 3rd People of the world Zoomin circuit 6th PSSA Nat Bohemia Kriel

Members	National Salons				International Salons		
	Accepts	COMs	R-U	1st	Accepts	COMs	Medals
Neels Beyers	12	1			4		
Stephen Burgstahler	4				1		
Alida Heine	5						
Marleen La Grange	12				13		
Carolyn Kewley	3						
Rob Minter	7						
Coert Venter	5						
Derrick Smit	5						
Andre Stipp	20			1			
Leney Stipp	18	2					
Johan van Wyk	4						
Mariana Visser	5						
Clifford Wyeth	1						
Christo la Grange					7		
Celia Fouche	7						
Lynne Kruger-Haye	12	4					
Erik Seket	1						
Erwin Kruger-Haye	5						
Desmond Labuschagne	2						
GRAND TOTALS	128	7		1	25		
<i>TPS members</i>	<i>106</i>	<i>6</i>		<i>1</i>	<i>21</i>		
<i>Dual membership</i>	<i>22</i>	<i>1</i>			<i>4</i>		

COMMENTS ON SALONS

- Another superb month for our members. Names and figures in blue represent images submitted by our members who hold dual membership with other clubs, and have submitted those images under that clubs' names.
- Another reminder (thanks to Nicol and Trudi du Toit) that for those interested in competing for the PSSA Impala Trophy award, there are only three salons left for this year's event (details can be found on the "dates to diarise" page, and repeated in the write-up by Nicol du Toit on page 26). Go for it and good luck!


"Precious"
By André Stipp



Ed's note: We have an uneven number of salon special images this month, and seeing this particular image won 1st place (PSSA Silver Medal) in the "Our country" section of the 6Th PSSA National Salon, I've decided to give it its own page!

"Long way to go"

by Leney Stipp



"Simonsberg in mis"

by Neels Beyers



"Vanity Fair beauty"

by Lynne Kruger-Haye



*"Hope needs
courage"*

by
Lynne Kruger-Haye



AWARD WINNING IMAGES FROM THE SALONS – MARCH 2020 (Cont.)

"Unrequited love"

by Lynne Kruger-Haye



"The ravages of time"

by
Lynne Kruger-Haye

HAPPENING THIS MONTH AND NEXT

May Birthdays

02 Roanne de Haast
11 Hein Louw
18 Kerryann Collier
19 Marius Bothma
20 Stephen Burgstahler
21 Erwin Kruger-Haye
22 Marleen la Grange
24 Neels Beyers

Congratulations!

DATES TO DIARISE

TPS – May 2020

- 19 Committee meeting
- 22 **Photovault entries close**
- 27 **Monthly Club meeting**

Other – NB!!! Deadlines for salons that qualify for this year's Impala award:

May 2020

- 09 6th Magalies Foto Fun Club National PDI Salon. Brochure available [here](#)
- 23 4th Paarl National Salon. Brochure available [here](#)

June 2020

- 06 3rd Heigel Salon. Brochure available [here](#)

Congratulations!

SPECIAL ACHIEVEMENTS

**Erwin Kruger-Haye
advanced from 4-Star to 5-star!!!**



ONLY IMAGES TAKEN FROM 1/10/2019 ARE ELIGIBLE FOR THE SET SUBJECT ENTRIES. SEE ALSO THE MANIPULATION DEFINITION IN ADDENDUM II.

POLLUTION

This topic falls within the realm of *photojournalism*, and to a degree within *street photography*.

Use your lens to make an impactful image

Manipulation (see Appendix II) IS NOT allowed

INSPIRATIONS FOR THIS MONTH'S SET SUBJECT

- From Wikipedia: [Definition of pollution](#)
-
- From Demilked.com (Pollution in China): [20 Images](#)
-
- From Boredpanda.com: [119 Heartbreaking images that should inspire you to stop polluting](#)
-
- Miscellaneous photos and links: [Google search](#)



OUR JUDGE FOR THE MONTH

Christo Giliomee

Christo lives in Durbanville, and is a member of the Tafelberg Photography Club. He has been involved in photography for the last 40 years.

His favourite photography genre is Nature Photography in general.

With regard to Pollution images, he considers the story telling value to be the main characteristic of a great image in this category. Basic "must haves" for the images are great light, mood, and visual impact. His "pet hates" are over-processing and poor focus. His advice when preparing images: Do not over-process, keep the look natural, but with a "wow" factor.



Christo indulging his passion

He has included a few of his favourite images, and these can be found on the next page. If those whet your appetites, you can find more at his online presence at <http://www.outdoorgallery.co.za/>.

On the future of Club Photography, he has this to say: "Club photography can only survive if the smaller clubs are supported with funding, resources and skills development. I feel that the PSSA is failing in this regard."

Ed's note: I absolutely adore these images, and thought that the following quote sums up Christo's favourite genre rather nicely.

"IF YOU TRULY LOVE NATURE,
YOU WILL FIND BEAUTY
EVERYWHERE."

— VINCENT VAN GOGH

WWW.PHOTOGRAPHINGNATIONALPARKS.COM

OUR JUDGE FOR THE MONTH (Cont.)

Some of Christo's favourite images:



Zimanga 1



Zimanga 2



Caught



Elephant Plains



Young male

MEET OUR MEMBERS

André Stipp

I bought a Nikon D5200 in late 2014. I didn't have a clue about photography, but was very interested to learn. I was introduced to Desmond Labuschagne by my business partner and he invited me to TPS. I joined TPS in early 2015 as a complete rookie. Des, being my mentor, quickly helped me spend money on necessities, i.e. the Nikon D7100 and Photoshop. Initially, I was completely intimidated by the work of Des and some others (Le Granges, Darroll, Wyeth, etc). But that also inspired me. Des and I spent many hours together behind the cameras. He is definitely the one to take the credit for my rapid development. I attended a 2 day course which taught me the basics of manual photography.




End 2015, I won "Beginner of the year" at TPS. I didn't expect it as I was not even aware of such an award. I entered every salon and soon the acceptances, COMs and even medals were awarded to me. It felt like I was achieving something. At the end of 2016, again totally unexpectedly, I won "Photographer of the Year" at TPS. That was a proud moment. And I repeated that in 2018. In 2019, I won "5 star Photographer of the Year".

It's been 5 years now since I started and in that time I have completed the JAP course and received my honours (LPSSA and DPSSA) from the PSSA.

I enjoy most genres, especially architecture, macro, abstracts and sport. However, I'm not fond of taking pictures of people.

As I have an analytical personality, I have to work much harder on the creative side. I'm also a perfectionist and will never enter 2nd best images.

My advice to my fellow togs – put all your effort in when taking the shot. Use the viewfinder to compose what the image should look like. Remember, Photoshop is also limited to what it can do. A well taken mediocre shot, can become a good shot after processing. But not so with a badly taken/composed shot.



Ed's note: Thanks André for the extra images!

MEET OUR MEMBERS (Cont.)

André Stipp - a selection of winning images



Grumpy



No matter how small



Mirror



Rip tide



Running on water



Fishing

MEET OUR MEMBERS (Cont.)


André Stipp - a selection of winning images



Top turn



Swallow




Infinity




Zipper



Bosjes chapel



Long beach



PSSA regional news for Western Cape April 2020

Good day,

Being confined to home during the Coronavirus lockdown has created many innovative options for clubs to continue with their activities, which could gain them membership and benefit remote members when we are all mobile again (see below).

This is also the ideal time to have another look at all your images and improve them where needed, so that you have plenty of excellent material to choose from when you enter upcoming salons and future club competitions.

Just a word of caution to clubs hosting future events, especially international salons. Please make sure that you read the director's manual very carefully. Several rules for FIAP salons differ from PSSA salons, for example: if more than one judge from one club are judging a category, or is operating the computer, none of that club's members may win an award in that category; judges or anybody involved with the salon may not enter any categories in the salon; a judge with FIAP Honours must be on the panel to judge every category. In FIAP salons decisions by the judges are final and they may not be instructed by the salon director or administrator.

Whether judging or entering an international or PSSA salon, I would also like to urge everybody to read the salon brochure carefully and familiarise yourselves with the rules and requirements of all the categories. Especially categories like wildlife/nature, or photojournalism/travel/street photography etc. tend to cause confusion.

The deadlines for the last few salons of this year's Impala year are:

- 25 April: Boksburg PDI Salon
- 9 May: Magalies Foto Fun Club PDI Salon
- 23 May: Paarl PDI Salon
- 6 June: Heigel PDI

Looking forward to seeing your world class entries!

Kind regards

Nicol du Toit

PSSA Western Cape Regional Director

NB: Cub members are invited to follow [Nicol's Blog](#). If any of you would like to be added to the newsletter reminder list, please [email Nicol](#).

THANK YOU!

Our thanks and gratitude to the **All Saints Anglican Church** for the privilege of using their venue for Club evenings, Learn & Share sessions, and also special occasions. and especially to **Pam Davies**, for always being willing to unlock and assist. Hope to see you all soon!

And as usual we would like to take this opportunity to thank our generous sponsors for their assistance in making our club so successful.

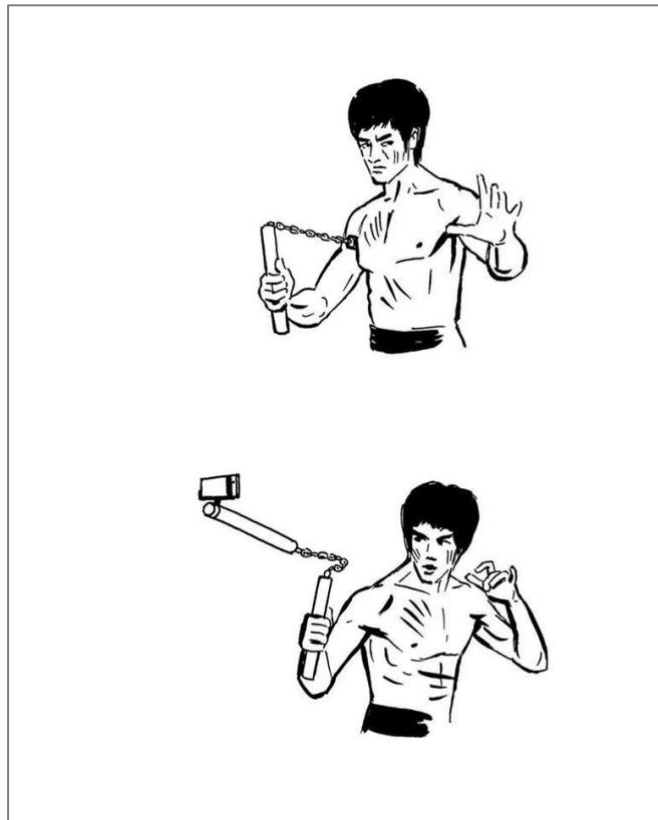
ORMS
BELLVILLE

Victoria Towers
294 Durban Road
Bellville 7530
Tel: 021 910 1380
Email: sales-north@orms.co.za
Website: ormsdirect.co.za



MONTHLY CHUCKLE

Seeing that cellphone challenges have become so popular, this month's chuckles should be relevant:



APPENDIX I

SET SUBJECTS – 2020

ONLY IMAGES TAKEN FROM 1/10/2019 ARE ELIGIBLE.

JANUARY

CITY LIFE

Also described as Urban Landscape Photography. This genre looks for photographic possibilities in the cities and urban areas where we live and work. A few perspectives you could consider are:

Cityscape Photography – urban landscapes *that go beyond* the capturing of the big picture cityscape that is usually quite polished and clean.

Life around Architecture – here we are less interested in the buildings and its architectural style and more interested in what happens in and around it.

Candid Street Photography – but more focussed on the city itself - and the people who live and work in it.

Urban Landscape photography is often gritty, it's not always pretty and it can be quite abstract.

This is not meant to be a focus on architecture, however buildings (or parts thereof) may naturally form a part of your composition

Manipulation (see Appendix II) IS NOT allowed

FEBRUARY

HANDS OR FEET

Use hands or feet to tell a story. Composition and mood will be of paramount importance here.

Manipulation (see Appendix II) IS allowed

MARCH

ABSTRACT / ALTERED REALITY

Abstract photography is an exercise in composition for the sake of art. The real identity of the abstractionist's subject is not important, and the result is not intended to be anything.

Altered Reality is an image created by altering reality in an obvious manner, created digitally or in camera. The intention is the creation of an image that conveys a feeling or message or tells a story. *Creative or Visual Art Creative photography* is a means of expression and a way for the author to make a personal photographic statement. These images should go beyond the straightforward pictorial rendering of a scene. The image does not have to employ derivative or manipulative techniques to be Creative or Visual Art. However, all work should be that of the author and not copied or derived from elsewhere.

Manipulation (see Appendix II) IS allowed

APPENDIX I

SET SUBJECTS – 2020 (cont.)

APRIL THE NATURAL WORLD

This month embraces all of *nature and wildlife photography*. Pay attention to lighting, strong composition and appropriate depth of field. Attempt to portray your subject in an unusual way so that your viewers are treated to a unique perspective.

Manipulation (see Appendix II) IS NOT allowed

MAY POLLUTION

This topic falls within the realm of *photojournalism*, and to a degree within *street photography*.

Use your lens to make an impactful image

Manipulation (see Appendix II) IS NOT allowed

JUNE H2O IN ANY FORM

In case you missed the periodic table in Chemistry, this topic is all about water – in any of its many shapes or forms. Show us your splash photography, close-up water droplets, steam or sea spray!

Manipulation (see Appendix II) IS allowed

JULY PATTERNS AND SHAPES

Patterns and shapes occur all around us. Fields can have it, some buildings do it, and even the birds and the bees are in on it! Strong composition and the considered use of colour will definitely be to your advantage. Make sure that you have a point of interest or something to lead the eye towards.

Manipulation (see Appendix II) IS allowed

AUGUST SPORT

Sports Photography covers any aspect of a sporting event. Images must depict an active pastime or recreation involving physical exertion and/or skill that is governed by a set of rules or customs and often of a competitive nature. Images in this section could include the spectators or judge or umpire in a sporting event.

Sports Action Photography is similar to *Sport Photography* but should show sports people in action. Images must depict an active pastime or recreation involving physical exertion and/or skill that is governed by a set of rules or customs and often of a competitive nature. The level of sport can range from children playing a sport to the Olympic Games.

Manipulation (see Appendix II) IS NOT allowed

APPENDIX I

SET SUBJECTS – 2020 (cont.)

SEPTEMBER EMOTION

Catch a moment or stage a moment, but we need to feel when we see. Use the breadth of your craft to show an image powerful enough to evoke an emotion within your viewer.

Ensure that all the elements of a great photograph are present, particularly when snatching a moment. Even though the weight of the requirement for this category is the mood, attention to the technical side will greatly increase your impact.

Manipulation (see Appendix II) IS allowed

OCTOBER ARCHITECTURE

Architectural photography is the photographing of buildings and similar structures that are both aesthetically pleasing and accurate representations of their subjects. This genre requires careful consideration of your subject and a high level of technical attention. Make use of your gear correctly, i.e. Use a tripod and a shutter release

Also attempt to show more than a snapshot. Consider composition, lighting and how you are going to edit your image.

Manipulation (see Appendix II) IS allowed

NOVEMBER YOUR FAVOURITE IMAGE THIS YEAR

Obviously, this image may not have been entered into the monthly club competition at TPS before. This is like the open category, but please make it obvious why THIS image is the one! Make sure that your title allows the viewer to "get it"

Manipulation (see Appendix II) IS allowed

DECEMBER NO COMPETITION

APPENDIX II

MANIPULATION DEFINITION

Manipulation shall constitute any or all of the following modifications to the original image:

- *Adding an element to the image that was not contained in the original capture;*
- *Removing an element from the image that was contained in the original capture;*
- *Moving or repositioning an element of the image that was contained in the original capture.*

In the categories Nature and Photojournalism, manipulation is not allowed. In Open there is no restriction whatsoever in the way authors choose to post process an image.

The following actions are allowed and are NOT seen as manipulation:

- *Cropping*
- *Correction of lens distortion, chromatic aberrations, purple fringing, lens vignette and vertical/horizontal perspective adjustments;*
- *Removal of dust spots or scratch marks from sensor or scanned images;*
- *The blending of different exposures of the same scene to broaden the dynamic range e.g. High Dynamic Range (HDR);*
- *Photo stacking to overcome the limitations of the digital sensor heat artefacts in long exposures.*
- *Focus stacking to widen the depth of field especially in Macro photography. In the case of Nature and Wildlife, HDR and focus stacking will not be considered as manipulation and may be used provided that the end result is a faithful representation of the original scene.*
-

Please note: HDR and Focus stacking are not allowed in Photojournalism and Street Photography.