


Volume 5 No 08

August 2020

# The Bellows

Official Newsletter of the Tygerberg Photographic Society



"developing photographers"

**Where:** All Saint's Church, Baxter Road, Durbanville  
**When:** 7pm Every 4th Wednesday of the month  
**Website:** <http://www.tygerphoto.co.za/>



Proud member of the  
**Photographic  
Society of South Africa**

# In this issue

## REGULARS

CONTACT DETAILS

*Page 3*

FROM THE DESK OF  
THE CHAIRMAN

*Pages 5-6*

MONTHLY CHUCKLE

*Page 36*

APPENDIX II  
MANIPULATION DEFINITION

*Page 40*

EDITOR'S NOTES

*Page 4*

THANK YOU

*Page 35*

APPENDIX I  
SET SUBJECTS FOR 2020  
*Pages 37-39*

MEET OUR MEMBERS

*Pages 27-31*

## LAST MONTH

WINNING IMAGES

*Pages 7-8*

HOW I GOT THE SHOT

*Page 14*

SALON ACCEPTANCES  
AND COMMENTS

*Pages 18-20*

HONOURABLE MENTIONS

*Pages 9-13*

SCORES AND COMMENTARY

*Pages 15-17*

AWARD WINNING IMAGES  
FROM THE SALONS

*Pages 21-23*

MONTHLY CLUB COMPETITION

*Page 24*

## ANNOUNCEMENTS

BIRTHDAYS, DATES TO DIARISE,  
SPECIAL ACHIEVEMENTS

*Page 25*

SET SUBJECT FOR AUGUST 2020

*Page 26*

## FEATURES

PSSA Western Cape News

*Pages 32-36*

## CONTACT DETAILS

### Committee 2020



### Support group

**Newsletter Editor**  
Rob Minter LPSSA  
083 300 2053  
editor@tygerphoto.co.za

**Webmaster**  
Jonathan Volmink  
082 397 9698  
webmaster@tygerphoto.co.za

### Banking details

Standard Bank, Plusplan (Savings) Account No 274893142, Branch code 051001, Reference: Your name



## EDITOR'S NOTES



Hello fellow TygerTogs,

So the end of July is upon us, as is my last session as your editor. As from next month, Alida Heine will be taking over from me and bringing you all the news and beautiful images. I would like to ask you all to give her the same support, and more, that you afforded me over the last 20 months, it really helps make the task easier. Alida - thank you, and if you need any help at all, you know where you can get hold of me.

This final issue is "propvol" of news and photographs, and a great and proud way for me to end off. My thanks to all of you who feature in this issue in one way or another. And from outside the club, there are also two informative articles which have been taken from Nicol du Toit's latest blog post - thanks Nicol for all the information "borrowed" during my time.

One of the highlights this month has been the fantastic results the club has achieved in the Salons arena. Lots more information to follow later, but something I would like to stress if this - please do not be discouraged by images that you have submitted that haven't scored well on club night. I'm not talking about mages that have obvious errors - being out of focus, not being sharp where they need to be, having horizons that aren't horizontal, etc. which normally will be called out for those faults and score poorly. But there are a number of images that might have scored poorly, but you still think they're good, submit them to a salon or two. You may be very surprised at the results! Judges' opinions do differ!

Before I say goodbye, I must take this opportunity to thank a number of folk. First and foremost has to be my lovely wife, Jacqui, who has had to put up with lots of bad words when things just wouldn't turn out the way I wanted them to - though I must say that as a consequence of all the challenges this newsletter has presented, my skills with Word and Excel took a giant leap upwards. Then - special thanks to Lynne, who has really helped me achieve my personal goals of getting the newsletters out by the second Friday after club night, and for proof-reading all the material before it hits your inboxes. To her Committee members who entrusted me with the responsibility to put our image out there - it's been an honour! And to each and every one of you who have responded to my requests for articles or images, to those who submitted articles without being asked, to Nicol and Trudi du Toit from the PSSA, who have always been most supportive, and finally, especially to everyone who took the time and effort to phone or email favourable comments about and suggestions for the newsletters. Thank you all.



Final comment - it's always great to leave on a high, and our "Meet the members" section is month is all about our Chairman - it's a great read with wonderful photos - enjoy!

Cheers, and take care,

# From the desk of the Chairman



Dear TygerTogs,

TYGERBERG PHOTOGRAPHIC SOCIETY.....YOU ROCK!!!!!!

It is official, the results are in! TPS has taken 5th place NATIONALLY on the Impala ranking for the salon calendar year 2019/2020!!! It is only as a result of every entry submitted by you. I cannot stress enough how filled with gratitude I am for every single acceptance, every Certificate of Merit, and every medal you have earned. I would like to pay tribute, right here and right now, to Christo la Grange who has made Salons in our club his driving passion. It is with sadness that he is not able to celebrate this incredible achievement with us, especially following all his encouragement, his cajoling and his scolding. This honour is well-deserved. Thank you Christo.

I also want to congratulate Marleen la Grange, for taking the top honours in the Western Cape on the Impala log with acceptances for PDI's. In the print section, Marleen also came 5th in the Western Cape and Christo le Grange 6th! What an amazing achievement!

The following TPS members also made the Top 20 list for the Western Cape Impala Log:

Marleen la Grange (42 nationally)  
Andre Stipp (63 nationally)  
Leney Stipp (73 nationally)  
Christo la Grange (90 nationally)  
Johan van Wyk (126 nationally)  
Stephen Burgstahler (130 nationally)  
Lynne Kruger-Haye (143 nationally)  
Desmond Labuschagne (160 nationally)

The position in brackets is out of 1206 people with acceptances!! Go TPS go!!!

But, that's not all folks! Our very own Stephen Burgstahler had his own write-up on the blog of Nicol du Toit, and you can read the article on pages 33 and 34.

As we move firmly into the second half of the year, we start setting our sights on the Western Cape Inter-Club Competition which is traditionally hosted at the end of October. Of course COVID-19 has created major disruptions and has forced many innovations into our reality, also affecting the hosting of this event. It is most likely that we will not be able to produce the "normal" type of event this year and our hosts for 2020, Durbanville Photographic Club, are working on setting up a virtual evening.

# From the desk of the Chairman (Cont.)

Due to these constraints, it was agreed at the Western Cape Photographic Forum (WCPF) meeting last week that all entries will be Projected Digital Images (PDI's) for the first time in history! Of course we honour prints in our processes, but it was felt that the logistics to bring this about during this time will prove too cumbersome and too costly to be effective. So, with this in mind, our TPS selection panel has jumped into action! We have tasked some experienced members to assist the committee in putting together a superlative lineup for us this year. Our thanks to Bennie Vivier, Frans du Bois, Robert Johnson, Clifford Wyeth, and Stephen Burgstahler for giving their time and expertise to assist in this process.

For those who not have experienced an "Inter-Club" before, this competition is essentially the Oscars of club photography in the Western Cape. TPS was the runner-up to the worthy Cape Town Photographic Society last year, and we are itching to lift that trophy once again! There are some constraints to club entries such as a maximum of only 2 entries per photographer, the club may only use images of those members who have declared TPS their main club, and only images entered into competition from 1 October 2019 are eligible.

At TPS, our panel will have well over a thousand images to sift through, bearing in mind the criteria. It is the job of the selection panel to narrow down the choices so that we are left with the best possible images for submission! Again, my heartfelt thanks to the team for agreeing to undertake this mammoth task!

We hosted our second successful Zoom competition evening last week, with quite a few members present online. Our thanks again to Merwe and Andre for their feedback on the images. Please do remember that the theme for August has changed to WATER – please refer to the guidelines for this in our set subject list. Our judge for next month is Juan Venter from Tafelberg.

Ok, that wraps up all the news from my side for now. Stay warm and stay safe!

*With love,  
Lynne*

TO ME, PHOTOGRAPHY IS AN ART OF OBSERVATION.  
IT'S ABOUT FINDING SOMETHING INTERESTING IN AN  
ORDINARY PLACE...

I'VE FOUND IT HAS LITTLE TO DO WITH THE THINGS YOU  
SEE AND EVERYTHING TO DO WITH THE WAY YOU SEE  
THEM.

ELLIOTT ERWITT

LIGHT STALKING



## WINNING IMAGES – JULY 2020

Open and **OVERALL** Winner

*"Duo yawning"* by Ben ter Huurne



Open Runner-up

*"Kwaaiwater"* by Johan Beyers





## WINNING IMAGES - JULY 2020 (Cont.)


Set Subject Winner

*"Smoke ducks"*  
by  
Bennie Vivier



Set Subject Runner-up

*"Two-faced world with double standards"* by Marleen la Grange





## HONOURABLE MENTIONS - JULY 2020

*"Avenger"*  
by  
David Barnes



*"Mon Papillion"* by Sonja Grünbauer



## HONOURABLE MENTIONS - JULY 2020 (Cont.)



*"The arches"*  
by  
Carolyn Kewley

*"Every family has one"*  
by  
Rob Minter






## HONOURABLE MENTIONS - JULY 2020 (Cont.)

*"Attitude"* by André Stipp




*"Cutlery"*  
by  
André Stipp





## HONOURABLE MENTIONS - JULY 2020 (Cont.)

*"Pastel sky"*  
by  
André Stipp



*"Red eye"* by Leney Stipp



## HONOURABLE MENTIONS - JULY 2020 (Cont.)

*"Romaine"* by Mariana Visser



## "HOW I GOT THE SHOT"

### "Duo yawning"

by Ben ter Huurne



#### Camera Settings

Camera:	Canon EOS-1D Mk2 N
Lens:	EF 300mm f/2 IS Mk1
Aperture:	f/3,5
Exposure:	1/250 sec
Focal length	600mm
ISO:	400

This image was taken in April 2007 during an afternoon game safari at Amakhosi Lodge, Kwazulu Natal. We followed the tracks of these two young lions until we found them at the boundary of the game reserve. On arrival at the sighting, the lions were both sleeping. We decided to practice patience and stay with them to see what might happen. After some time, the lions started to wake and lazily sat up as they repositioned themselves from their slumber. As the first lion gave a massive yawn, I took this as the queue that the second one would follow suit.

I was fortunate to be sitting in the front seat of the game vehicle, giving me a low position. My lens was resting on a beanbag placed over the open door frame. I chose a wider aperture as the boundary fence was obstructing the background behind the second lion. I shot in RAW format at a rate of 8 frames per second. I also made use of my Canon Speedlite which helped to freeze the moment. (Maximum Flash Speed Sync). Being one of the first digital cameras, unfortunately its ability to handle high ISO was not that of the cameras today, and for this reason I chose ISO 400.

For this image, having taken it at an angle worked well to achieve depth of field, keeping the second lion out of focus, while keeping the first lion sharp from the ear down to the bottom of the jaw.

Editing software:

Lightroom Classic, Adobe Photoshop and Topaz Labs

Basic image editing process:

- Imported RAW file into Lightroom Classic
- Exposure correction (slightly under exposed)
- Decreasing highlights
- Increasing vibrance
- Adjusting the tone curve
- Lens correction (chromatic aberration and distortion)

After these basic corrections in Lightroom, I brought the image into Photoshop to work on luminosity for contrast, levels (black and white point) and hue corrections. I make use of the following Photoshop plugin: Lumenzia masking panel from Greg Benz. Sharpness correction will always be the last step in my editing process (although wasn't necessary in this image). For this I like to use Topaz Labs. Lastly I bring the image back to Lightroom in Tiff format and crop as desired.

Kind Regards

Ben



## MEMBER SUBMISSIONS - JULY 2020 FINAL SCORES

Lastname	Firstname	Club Star Rating	Category Name	Title	ScoreTotal	Awards	Comments
Barnes	David	5	Digital Open	Avenger	24	G	
Barnes	David	5	Digital Open	Striker	22	S	
Barnes	David	5	Digital Open	Single again	22	S	
Barnes	David	5	Digital - Set Subject	Romanesco	22	S	
Beyers	Johan	Master	Digital Open	Kwaaiwater	24	S~20	Open Runner-up
Beyers	Johan	Master	Digital Open	Humpback breach	23	S	
Beyers	Johan	Master	Digital Open	Gotcha	23	S	
Beyers	Johan	Master	Digital - Set Subject	Moving lamp	21	S	
Beyers	Neels	Master	Digital Open	Spiral staircase going up	23	S	
Beyers	Neels	Master	Digital - Set Subject	Spiral steps NG Church	23	S	
Beyers	Neels	Master	Digital Open	Kitesurfer leaning forward	21	S	
Beyers	Neels	Master	Digital Open	Kitesurfer kicks over a wave	21	S	
Bothma	Marius	3	Digital Open	Natural Naartjie Orange	20	S	
Bothma	Marius	3	Digital Open	Guarding the crop	20	S	
Bothma	Marius	3	Digital - Set Subject	Natural imperfection	20	S	
Bothma	Marius	3	Digital Open	A little life	19	B	
Burgstahler	Stephen	5	Digital Open	Windows	22	S	
Burgstahler	Stephen	5	Digital - Set Subject	Eye Spy	22	S	
Burgstahler	Stephen	5	Digital Open	Kolmanskop Doors-2	21	S	
Burgstahler	Stephen	5	Digital Open	Kolmanskop-1.1	21	S	
Coetzee	Hugo	3	Digital Open	Rusty paint patterns	21	S	
Coetzee	Hugo	3	Digital - Set Subject	Radiating flower pattern	20	S	
Coetzee	Hugo	3	Digital Open	Tree root pattern	19	B	
Coetzee	Hugo	3	Digital Open	Clouds over Table Bay	18	B	
du Bois	Francois	5	Digital - Set Subject	Cape storm	23	S	
du Bois	Francois	5	Digital Open	Surfer 2	22	S	
du Bois	Francois	5	Digital Open	I can see clearly now the rain has gone 1	21	S	
du Bois	Francois	5	Digital Open	Last dip for the day	20	S	
du Toit	Nelis	3	Digital - Set Subject	Skulpie	19	B	
Greeff	Johan	3	Digital Open	Kanon Scape	20	S	
Greeff	Johan	3	Digital Open	Koringlandskap	20	S	
Greeff	Johan	3	Digital - Set Subject	Tree Shapes and Patterns	19	B	
Greeff	Johan	3	Digital Open	Feeding a chick	18	B	
Grunbauer	Sonja	3	Digital Open	Mon papillon	24	G	
Grunbauer	Sonja	3	Digital - Set Subject	please to meet you	23	G	
Grunbauer	Sonja	3	Digital Open	philosophy of life	22	S	
Grunbauer	Sonja	3	Digital Open	identity crisis	21	S	
Jackson	Marion	5	Digital Open	Candlelight	23	S	
Jackson	Marion	5	Digital - Set Subject	Leaves	23	S	
Jackson	Marion	5	Digital Open	Little Frog	22	S	
Jones	Alta	3	Digital Open	Patterns and Shapes formed in Rocks	20	S	
Jones	Alta	3	Digital Open	Sunset on a Zim Game Farm	19	B	
Jones	Alta	3	Digital Open	Pathway From The Beach	19	B	
Jones	Alta	3	Digital - Set Subject	Hollow Shapes trunks of a Milkwood Tree Trunk	19	B	
Jones	Monique	3	Digital - Set Subject	Just a bit of paint	22	S	
Jones	Monique	3	Digital Open	Green and Gold	20	S	
Jones	Richard	3	Digital - Set Subject	Pinecone	21	S	
Jones	Richard	3	Digital Open	A wasps nest	19	B	
Kewley	Carolyn	5	Digital Open	The Arches	24	G	
Kewley	Carolyn	5	Digital Open	Winter morning	23	S	
Kewley	Carolyn	5	Digital Open	In formation	22	S	
Kewley	Carolyn	5	Digital - Set Subject	Reflected Pines	21	S	
La Grange	Marleen	5	Digital - Set Subject	Two faced world with double standards	24	G~2S	Set Runner-up
La Grange	Marleen	5	Digital Open	Soaking wet	23	S	
La Grange	Marleen	5	Digital Open	My mom	23	S	
La Grange	Marleen	5	Digital Open	Stormy seas	21	S	
Labuschagne	Desmond	5	Digital Open	Abandoned	22	S	
Labuschagne	Desmond	5	Digital Open	Upside Down Reflections	22	S	
Labuschagne	Desmond	5	Digital Open	Regal Tiger	22	S	
Labuschagne	Desmond	5	Digital - Set Subject	Helmets	22	S	
Maginley	Robert	3	Digital Open	Flower Pot	21	S	
Maginley	Robert	3	Digital - Set Subject	Abstract Pattern	21	S	
Maginley	Robert	3	Digital Open	The Lemon	20	S	
Minter	Rob	5	Digital - Set Subject	Every family has one	24	G	
Minter	Rob	5	Digital Open	Asian lily	23	S	
Minter	Rob	5	Digital Open	Mist at Melkbos	20	S	
Minter	Rob	5	Digital Open	Table Mountain sunset meditation	20	S	
Mouton	Kobus	1	Digital Open	Beach walking	21	G	
Mouton	Kobus	1	Digital Open	Chobe sunset cruise	20	G	
Mouton	Kobus	1	Digital - Set Subject	Sand patterns	20	G	
Mouton	Kobus	1	Digital Open	Thirsty Cheetahs	18	G	
Nel	JP (Ohna)	2	Digital - Set Subject	Inka lily leaves after the rain	21	S	
Nel	JP (Ohna)	2	Digital Open	Mortar and Pestle	20	S	

## MEMBER SUBMISSIONS - JULY 2020 FINAL SCORES (Cont.)

Lastname	Firstname	Club Star Rating	Category Name	Title	ScoreTotal	Awards	Comments
Nel	Ronel	3	Digital - Set Subject	Patterns	20	S	
Nel	Ronel	3	Digital Open	Shapes	19	B	
Nel	Ronel	3	Digital Open	Bye vanger	18	B	
Nel	Ronel	3	Digital Open	Kagga Kamma	18	B	
Norfolk	Josie	4	Digital Open	Grooming	23	S	
Norfolk	Josie	4	Digital Open	Three wise Monkeys	22	S	
Norfolk	Josie	4	Digital Open	Pied Kingfisher	20	S	
Rossouw	Daniel	4	Digital - Set Subject	Shuttered lines	23	S	
Rossouw	Daniel	4	Digital Open	No longer in use	21	S	
Rossouw	Daniel	4	Digital Open	Catching sunshine under lockdown	20	S	
Seket	Erik	4	Digital Open	Under Mothers Wing	20	S	
Seket	Erik	4	Digital Open	This Leaf I Think	20	S	
Seket	Erik	4	Digital Open	Hilltop Monastery	19	B	
Smit	Derrick	3	Digital - Set Subject	Cape Town Stadium patterns	22	S	
Smit	Derrick	3	Digital Open	Cathedral Peak reflections	21	S	
Smit	Derrick	3	Digital Open	Road to Echo Corner	21	S	
Smit	Derrick	3	Digital Open	Yellow-billed stork in flight	20	S	
Stipp	Andre	5	Digital Open	Pastel sky	24	G	
Stipp	Andre	5	Digital Open	Attitude	24	G	
Stipp	Andre	5	Digital - Set Subject	Cutlery	24	G	
Stipp	Andre	5	Digital Open	Ancient Bridge	22	S	
Stipp	Leney	3	Digital Open	Red eye	24	G	
Stipp	Leney	3	Digital Open	The Chicken	23	G	
Stipp	Leney	3	Digital Open	Love my flower	21	S	
Stipp	Leney	3	Digital - Set Subject	Squares with a twirl	20	S	
ter Huurne	Ben	3	Digital Open	Duo Yawning	25	G~10~Overall	Open and OVERALL Winner
ter Huurne	Ben	3	Digital Open	Dreamland	22	S	
ter Huurne	Ben	3	Digital - Set Subject	One of a kind	21	S	
ter Huurne	Ben	3	Digital Open	Social distancing	20	S	
van Wyk	Johan	4	Digital Open	Reflections 2	23	S	
van Wyk	Johan	4	Digital Open	Eagle strike	23	S	
van Wyk	Johan	4	Digital Open	Good life	20	S	
van Wyk	Johan	4	Digital - Set Subject	Hibiscus	20	S	
Venter	Coert	4	Digital Open	Femininity inside the Box	22	S	
Venter	Coert	4	Digital Open	High	21	S	
Venter	Coert	4	Digital Open	The Redhead	21	S	
Venter	Coert	4	Digital - Set Subject	Pattern Screen	21	S	
Viljoen	Johan	1	Digital Open	Little colour	22	G	
Viljoen	Johan	1	Digital Open	Winter sun	21	G	
Viljoen	Johan	1	Digital Open	Morning light	21	G	
Viljoen	Johan	1	Digital - Set Subject	In the afternoon sun	21	G	
Visser	Mariana	4	Digital Open	Romayne	24	G	
Visser	Mariana	4	Digital Open	Lemons	22	S	
Visser	Mariana	4	Digital Open	Washington	21	S	
Visser	Mariana	4	Digital - Set Subject	Eastern mosaic	20	S	
Vivier	Bennie	5	Digital - Set Subject	Smoke ducks	24	G~1S	Set Winner
Vivier	Bennie	5	Digital Open	King of the dunes	23	S	
Vivier	Bennie	5	Digital Open	Saddle-billed stork male	23	S	
Vivier	Bennie	5	Digital Open	Sunset jogger	21	S	
Wyeth	Clifford	Master	Digital Open	Red head	22	S	
Wyeth	Clifford	Master	Digital Open	Fighting for the lead	22	S	
Wyeth	Clifford	Master	Digital - Set Subject	Beauty and nature	22	S	
Wyeth	Clifford	Master	Digital Open	Reflections	20	S	



## SCORES COMMENTARY

### Our judges for the evening



*Merwe Erasmus*



*André Stipp*

- A total of 126 images were submitted and judged last month. Our sincere thanks to Merwe Erasmus and André Stipp for their time, effort, and expertise.
- July was possibly the poorest month ever for our members score-wise! Only 22 images were awarded Gold status! That's a measly 17,5% of total images submitted.
- However, the average score of 22,1, which was achieved for the month was actually higher than the average score for the year to date ending June!. This is due to the unusually high percentage (71,4%) of images that received Silver awards.
- Summary of results:
  - 22 received Gold awards (17,5%) (YTD June: 36,0%)
  - 90 received Silver awards (71,4%) (YTD June: 51,8%) and
  - 14 received Bronze awards (11,1%) (YTD June 11,7%)
  - 0 received no award 0%) (YTD June 0,5%)
- The highest score received for an image was Ben ter Huurne's winning image at 25, while 9 members achieved a score of 24. Their names and images appear on the "Honourable mentions" pages above.
- In all, only 35 members submitted images for the competition. Of these members, 26 each submitted 4 images, while 5 submitted 3 images each, and 4 either 1 or 2 images each.
- Our judge for August will be Juan Venter. His LPSSA Colour panel can be viewed [here](#).

*Ed's note: And what both judges looked like after three hours of judging!*





## SALON ACCEPTANCES – JULY 2020

*Figures collated by Marleen la Grange*

### Salons entered:

**Heigel   Digipix   Lenscript   Salon Varna   Epic Photo   Two Country Circuit   Azerbaijan  
New York   Gradac   Murshidabad   Zeta Circuit   CLA-India**

	National Salons				International Salons		
Members	Accepts	COMs	R-U	1st	Accepts	COMs	Medals
Neels Beyers	3	1			7	2	
Stephen Burgstahler	1				27		
Marleen La Grange	8				6		
Carolyn Kewley	6	2	1				
Rob Minter	3						
Coert Venter	3				4		
Derrick Smit	4				4		
Andre Stipp	5						
Leney Stipp	9						
Mariana Visser	4				4		
Sonja Grunbauer	4						
<b>GRAND TOTALS</b>	<b>50</b>	<b>3</b>	<b>1</b>		<b>52</b>	<b>2</b>	
TPS members	36	2	1		41		
Dual membership	14	1			11	2	

## COMMENTS ON SALONS

- These figures were collated from the final salons that took place for the year ended 30 June 2020. There was only one National Salon that took place, the rest were all International.
- A great deal of work has been done in our club to encourage member participation in salons, both National and International. Sadly, the prime mover behind all the encouragement, was the late Christo la Grange, who left this world earlier this year. He would have been proud of everyone who has contributed to the magnificent results we have achieved over the last year, and it's really sad that he is not here to share in the achievements.
- On the International Salons front, as was reported last month, we had three members who achieved fabulous recognition for their inputs. Clifford Wyeth and Stephen Burgstahler were awarded AFIAP distinctions, and Marleen la Grange a wonderful EFIAP! Magnificent work, all of you!
- Regarding National Salons, we too had a wonderful year. Attached you will find the official PSSA Impala ratings for Western Cape clubs for the past year - they are almost unbelievable. Special congratulations must go to Marleen la Grange, who topped the list of awards for Digital images, followed by André and Leney Stipp in 3rd and 5th places respectively! Marleen also holds top spot for the years 2016, 2017, and 2018. She was narrowly pipped at the post for top spot by Christo in 2019.



## COMMENTS ON SALONS (Cont.)

Western Cape Region Clubs					
PDI Salon Acceptances					
PSSA MEMBERS ONLY					
RANK		Naam	PSSA Nr	Club	TOTAL
IMPALA	WCPF				
35	1	Marleen La Grange	M034468	Tygerberg Photographic Society	161
44	2	Karyn Parisi	M035267	Fish Hoek Photographic Society	140
50	3	Andre Stipp	M042625	Tygerberg Photographic Society	132
55	4	Elizma Fourie	M036211	Hermanus Photographic Society	121
65	5	Leney Stipp	M044513	Tygerberg Photographic Society	106
65		Phillip De Lange	M004006	Swartland Fotografielklub	106
67	6	Charles Naude	M042312	Hermanus Photographic Society	103
72	7	Christo la Grange	M034452	Tygerberg Photographic Society	96
76	8	Neels Beyers	M001188	Tafelberg Fotografielklub	89
79	9	Lynne Kruger-Haye	M039319	Tygerberg Photographic Society	86
82	10	Treurnicht du Toit	M029852	Hermanus Photographic Society	82
84	11	Louise De Lange	M034643	Worcester Fotografielklub	79
84		Stephen Burgstahler	M039241	Tygerberg Photographic Society	79
85	12	Chris Coetzee	M031606	Cape Town Photographic Society	78
91	13	Dieter Butow	M045151	Cape Town Photographic Society	70
94	14	JOHAN VAN WYK	M037574	Tygerberg Photographic Society	67
94		Mariana Visser	M030547	Tafelberg Fotografielklub	67
95	15	Carolyn Kewley	M039708	Tygerberg Photographic Society	66
96	16	Peter Hardcastle	M024476	Swartland Fotografielklub	64
105	17	Dante Parisi	M035274	Fish Hoek Photographic Society	55
105		David Barnes	M040127	Tygerberg Photographic Society	55
106	18	Clifford Wyeth	M024957	Tygerberg Photographic Society	54
109	19	Rob Minter	M038281	Tygerberg Photographic Society	51
110	20	Andre De Koker	M041101	Tafelberg Fotografielklub	50
112	21	Nicol du Toit	M030059	Cape Town Photographic Society	48
114	22	Derrick Smit	M045167	Tygerberg Photographic Society	46
115	23	Jeanette du Toit	M004913	Cape Town Photographic Society	45
115		Pieter Swart	M043912	Swartland Fotografielklub	45
116	24	Alida Heine	M042533	Tygerberg Photographic Society	44
116		Sonja Grunbauer	M041124	Cape Town Photographic Society	44
120	25	David Wilson	M043774	Hermanus Photographic Society	39
122	26	Erwin Kruger-Haye	M043157	Tygerberg Photographic Society	37
124	27	Elizabeth Cook	M042938	Creative Camera Club	35
125	28	Coert Venter	M042372	Durbanville Fotografielklub	34
127	29	Crichton Klassen	M043127	Cape Town Photographic Society	32
127		Kim Stevens	M030066	Cape Town Photographic Society	32
128	30	Theo Potgieter	M043293	Creative Camera Club	31
129	31	Jane Bursey	M041826	Creative Camera Club	30
132	32	Dorian Newby	M030669	Tafelberg Fotografielklub	27
133	33	Michele-Ann Nel	M042724	Creative Camera Club	26
135	34	Margaret Collins	M026067	Cape Town Photographic Society	24
136	35	Celia Fouche	M025268	Tygerberg Photographic Society	23
137	36	Hestie Das Neves	M030524	Hermanus Photographic Society	22
139	37	Lesley Parolis	M034993	Cape Town Photographic Society	20
140	38	Coral Lynette Surtees	M024568	Fish Hoek Photographic Society	19
141	39	Bennie Vivier	M026716	Tygerberg Photographic Society	18
143	40	Jan Marais	M033462	Tygerberg Photographic Society	16
143		Lee Tarleton	M038046	Tafelberg Fotografielklub	16
145	41	Erik Seket	M039105	Tygerberg Photographic Society	14
145		Francois du Bois	M039142	Tygerberg Photographic Society	14
145		Haralambos Parolis	M035009	Cape Town Photographic Society	14
145		Trudi Du Toit	M036973	Cape Town Photographic Society	14
147	42	Manie Wessels	M018902	Tafelberg Fotografielklub	12
152	43	Jacoba Van Zyl	M038541	Cape Town Photographic Society	7
153	44	Ben ter Huurne	M045602	Tygerberg Photographic Society	6
153		Chris Kinross	M045121	Creative Camera Club	6
153		Douglas Young	M041833	Creative Camera Club	6
154	45	Netta de Villiers	M042022	Tafelberg Fotografielklub	5
155	46	Kristie Goslett	M040431	Independent	4
157	47	Gary Scholtz	M044018	Tygerberg Photographic Society	2
158	48	Charmaine Venter	M043012	Tafelberg Fotografielklub	1
158		Johan Bester	M043095	Tafelberg Fotografielklub	1
158		Robert Johnson	M020624	Tygerberg Photographic Society	1
					2917



## COMMENTS ON SALONS (Cont.)

Western Cape Region Clubs					
Print Acceptances per klub					
PSSA MEMBERS ONLY					
RANK		Naam	PSSA Nr	Club	TOTAL
IMPALA	WCPF				
1	1	Kim Stevens	M030066	Cape Town Photographic Society	23
3	2	Nicol du Toit	M030059	Cape Town Photographic Society	13
4	3	Marleen La Grange	M034468	Tygerberg Photographic Society	12
5	4	Christo la Grange	M034452	Tygerberg Photographic Society	11
9	5	Elizma Fourie	M036211	Hermanus Photographic Society	6
		Haralambos Parolis	M035009	Cape Town Photographic Society	6
		Jacoba Van Zyl	M038541	Cape Town Photographic Society	6
		Louise De Lange	M034643	Worcester Fotografielklub	6
10	6	Peter Hardcastle	M024476	Swartland Fotografielklub	5
		Phillip De Lange	M004006	Swartland Fotografielklub	5
12	7	Lesley Parolis	M034993	Cape Town Photographic Society	3
13	8	Jeanette du Toit	M004913	Cape Town Photographic Society	2
		Margaret Collins	M026067	Cape Town Photographic Society	2
		Mariana Visser	M030547	Tafelberg Fotografielklub	2
14	9	Neels Beyers	M001188	Tafelberg Fotografielklub	1
		Coert Venter	M042372	Durbanville Fotografielklub	1
		David Wilson	M043774	Hermanus Photographic Society	1
		Pieter Swart	M043912	Swartland Fotografielklub	1
					70

Western Cape Region Clubs		
PDI		
PSSA MEMBERS ONLY		
RANK	ACC	CLUB
1	1174	Tygerberg Photographic Society
2	428	Cape Town Photographic Society
3	367	Hermanus Photographic Society
4	268	Tafelberg Fotografielklub
5	215	Swartland Fotografielklub
6	214	Fish Hoek Photographic Society
7	134	Creative Camera Club
8	79	Worcester Fotografielklub
9	34	Durbanville Fotografielklub
10	4	Independent

Western Cape Region Clubs	
IMPALA - PSSA MEMBERS - PDI	
MOST SUCCESSFUL PHOTOGRAPHER PER CLUB	
Chris Coetzee	Cape Town Photographic Society
Elizabeth Cook	Creative Camera Club
Coert Venter	Durbanville Fotografielklub
Karyn Parisi	Fish Hoek Photographic Society
Elizma Fourie	Hermanus Photographic Society
Phillip De Lange	Swartland Fotografielklub
Neels Beyers	Tafelberg Fotografielklub
Marleen La Grange	Tygerberg Photographic Society
Louise De Lange	Worcester Fotografielklub

Western Cape Region Clubs		
Print		
PSSA MEMBERS ONLY		
RANK	ACC	CLUB
1	55	Cape Town Photographic Society
2	23	Tygerberg Photographic Society
3	11	Swartland Fotografielklub
4	7	Hermanus Photographic Society
5	6	Worcester Fotografielklub
6	3	Tafelberg Fotografielklub
7	1	Durbanville Fotografielklub

Western Cape Region Clubs	
IMPALA - PSSA MEMBERS - PRINTS	
MOST SUCCESSFUL PHOTOGRAPHER PER CLUB	
Kim Stevens	Cape Town Photographic Society
Coert Venter	Durbanville Fotografielklub
Elizma Fourie	Hermanus Photographic Society
Peter Hardcastle	Swartland Fotografielklub
Phillip De Lange	Swartland Fotografielklub
Mariana Visser	Tafelberg Fotografielklub
Marleen La Grange	Tygerberg Photographic Society
Louise De Lange	Worcester Fotografielklub

Ed's note: My thanks to all the COM Award winners from salons for agreeing to share the following images.



## AWARD WINNING IMAGES FROM THE SALONS – JULY 2020

*"Days end"* by Carolyn Kewley (Silver Medal)



*"In the morning"* by Carolyn Kewley



*"Three horses"*  
by  
Carolyn Kewley



*"Waterbuck"* by Neels Beyers





## AWARD WINNING IMAGES FROM THE SALONS – JULY 2020 (Cont.)

*"Spiral staircase going up"* by Neels Beyers



*"Simonsberg in mis"*  
by  
Neels Beyers



## JULY CLUB MEETING



*There were 3 Jones family members, so in total there were 26 participants a few minutes before the meeting started.*

Our July meeting was again held via the Zoom platform, ably hosted by Michael West, and assisted, also ably, by Martin Kleingeld. Thanks again folks, you did us proud!

One of the by-products of holding the online meetings, was finding (just by chance at first, and then intentionally) that the members really like the EXIF information being displayed at the same time as the photographs. Something that can certainly be carried over to physical meetings, if and when they eventually take place again

From a personal point of view (and yes, I know I should do something about it!), with my hearing not what it used to be (and here I am unashamedly going to steal one of my favourite phrases from Billy Joel) when I wore a younger man's clothes, I really enjoyed being able to hear every word spoken by the participants, and especially the judges, throughout the evening. It was fabulous!

The only thing missing from the meeting was being able to see everyone in person, and have the opportunity to chat face to face. But, as Stephen Wright once said, "you can't have everything - where would you put it?"!

It certainly looks like these virtual meetings will be with us for a little while longer, and I repeat my offer from last month - if anyone needs some one-on-one help learning or getting to know the system, please just call. There is a number of folk who would be only too willing to assist.



## ANNOUNCEMENTS

August Birthdays

03 Clifford Wyeth  
10 Rob minter  
17 Kobus Mouton  
24 Johan Viljoen  
26 Ohna Nel  
27 Anette Stals

Congratulations!



### DATES TO DIARISE

#### TPS – AUGUST 2020

18 Committee meeting  
**21 Photovault entries close**  
26 Monthly Club meeting.

#### Other - August 2020

01 15th Krugersdorp Salon. Brochure available [here](#).  
15 Bethal National Salon. Brochure available [here](#).  
29 6th BFK National Salon. Brochure available [here](#).

Congratulations!

### SPECIAL ACHIEVEMENTS

**Best beginner June - Johan Viljoen**

**ONLY IMAGES TAKEN FROM 1/10/2019 ARE ELIGIBLE FOR THE SET SUBJECT ENTRIES. SEE ALSO THE MANIPULATION DEFINITION IN ADDENDUM II.**

### H<sub>2</sub>O IN ANY FORM

In case you missed the periodic table in Chemistry, this topic is all about water – in any of its many shapes or forms. Show us your splash photography, close-up water droplets, steam or sea spray!

***Manipulation (see Appendix II) IS allowed***

### INSPIRATIONS FOR THIS MONTH'S SET SUBJECT

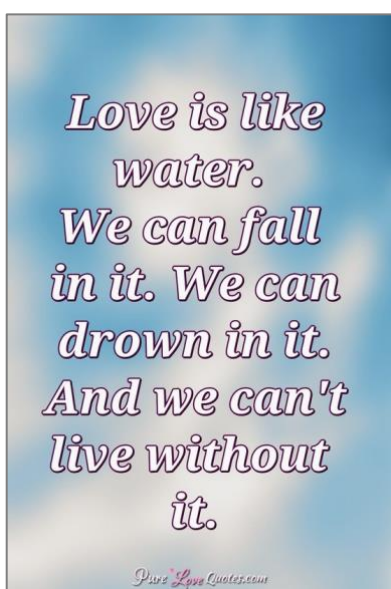
[Various water images](#)

[Fruit water photography](#)

[Macro water photography](#)

[Abstract water photography](#)

[Portrait water photography](#)



[Camera Settings for Photographing Water in Motion](#)

[6 Basic Tips for Photographing Water](#)

[Photographing Water: Ideas for Making Great Photos](#)



## MEET OUR MEMBERS

### Lynne Kruger-Haye

I am a Cape Town girl, a product of South Africa – and equally as flawed. After matric, there was no money for tertiary education, so I hunted down a bursary to get my university degree. I finished at UWC with a BA majoring in English and Psychology, as well as a Higher Diploma of Education. Basically, this entitled me to teach high school English, a little bit of Geography and a whole lot of School Guidance!

I didn't end up teaching at all in the end, because I refused to accept a post in Pitsondergat or Ververlaatevlaktevallei. Instead, I sold toilets (nope, not CTM, but at their sister company Italtile) before moving into freight distribution, where I played very happily for over 10 years. In hindsight, working in that industry is where I learned to swear really, really well. If you listen carefully, you may catch it still slipping out from time to time.

It was during this time that I met Erwin, and we ended up together all because he dialled the wrong number. True story - no kidding!! To date, we've been together for over 20 years, married for 18. This man has been my rock, my partner since the beginning. He has supported all my crazy ventures and continues to be enthusiastic about everything I do. Not so much about my cooking, but hey – I say eat or starve!

It was Erwin who introduced me to photography. My late father-in-law was a brilliant artist, but also an incredible photographer. I never met him as he had passed away before Erwin and I met, but through the family stories, pictures, sculptures and thousands of photographic slides, I see where my husband gets his creative eye. Erwin introduced me to nature and wildlife, I had been a city girl up to then. In our first year together I visited the Kruger Park (twice) and also managed a visit to the Kgalagadi. In all fairness, for the first 6 months together he was living in Nelspruit so the KNP trips were easy to manage. My love for the bush was instant – a clear case of love at first sight. I was even proposed to in Kruger, while camping at Pretoriuskop. In fact, I was sitting on the coolerbox next to the fire. Yep, romantic as anything!



In 2013 I closed my interior decorating business and decided to try my hand at photography. My first camera was a Canon 600D with 3 kit lenses (small, medium, and large as far as I was concerned). I was too terrified to open the box. That 50mm 1.8 (my original small) is still in my kitbag today. In 2018 I shot a portrait with that lens (titled Vanity Fair – with Amy Rose) mounted onto my Canon 5Dmk4 that won me the 2<sup>nd</sup> place in the Canon Portrait competition at the end of that year. An incredibly valuable lesson about

not always needing better and more expensive gear! That lens currently retails new for under R2000!!!

## MEET OUR MEMBERS (Cont.)

Lynne Kruger-Haye

Through the chap that helped me unbox my first camera and showed me where the "on" button was, I met Christo and Marleen la Grange. Their support and friendship brought me to TPS and the rest is history!

I am drawn to the more creative side of photography, and I have included some of my earlier work here for you to see. "The many faces of Eve" was one of my very first multi-layered compositions – in fact, it consists of 108 photoshop layers using the more than 20 women I had photographed up to that point. This work was inspired by the techniques of Andre S. Clement. I have an original A3 print of his framed up on my wall of inspiration!




Another breakthrough favourite of mine in this genre is "Into the Underworld". Often complex composites can take many, many hours to create, sometimes days, but this particular one happened in one session. On rare occasions my muse gets really busy!



I found that photographing people fascinated me, and I am drawn to capturing women. I have such a passion to change the way most women think and feel about themselves, to empower them and allow them to be seen. It is from this that my '50 over 50' project was born. I set out to capture 50 women over the age of 50, tell their stories, put it all together into a coffee table book and donate a portion of the proceeds to charity.

This project launched on Woman's Day (9 August) 2018 – and we held the launch party, complete with the printed books and representatives of the charity in attendance, in October 2019!! This remains one of my personal top accomplishments.





## MEET OUR MEMBERS (Cont.)

Lynne Kruger-Haye



My style continues to evolve, and right now I am revelling in the what I call my Annie Leibowitz phase, and the image of Joe & Michael, as well as the next one, are still on my favourites list.

I have resisted entering this image at club or placing it on social media. For me, the connection between the two subjects and me as the photographer, is so strong that I don't want to devalue it in those contexts, so – it remains in print up on their wall and here now with you.

They encouraged me to share this.



For those members that keep asking me to teach portraiture, **this** is why I hesitate. I can't teach you how to create the connection that leads to magic, to create imagery that makes you slightly uncomfortable – for to look at it feels as if you are trespassing into someone's soul. That is why most of my portraits I cannot enter into club competition, because that connection with my subject requires trust – and the image becomes too personal for me.

## MEET OUR MEMBERS (Cont.)

Lynne Kruger-Haye

During lockdown, I embarked on a journey of self-portraiture.... talk about vulnerable.... BUT, it was probably one of the most empowering experiences I have ever had.



Photography for me, is more than an art form. It is more than just taking a photograph. It is a means to show my subject that they are seen and valued, to create images that will bring them joy for a very long time.

For now, I am embarking on a new project – so watch this space!!

[www.lynnkruger-haye.com](http://www.lynnkruger-haye.com)



## MEET OUR MEMBERS (Cont.)

Lynne Kruger-Haye

Some of Lynne's favourite images:



*Cafe girls*



*Grace*



*Rodney Rudman*



*Mia*



## Photographic Society of South Africa Western Cape news

*Ed's note: With huge thanks to Nicol du Toit! Nicol writes a monthly newsletter and club members are invited to follow his blog [here](#). If any of you would like to be added to the newsletter reminder list, please [email him here](#).*

The Western Cape Photographic Forum (WCPF), where representatives from all the clubs in the region are invited to meet quarterly, postponed its April meeting due to the Covid-19 lockdown, but at the end of June they had a Zoom meeting for their AGM. In accordance with the constitution this had to be held within six months of the year end of 31 December 2019.

At the meeting, Nicol du Toit was persuaded to make himself available to be re-elected as chairman and Francois du Bois was re-elected as treasurer. Trudi du Toit did not make herself available for a second term as secretary and was replaced by Jane Bursey, secretary of Creative Camera Club and treasurer of Fish Hoek.

The third meeting of the year was scheduled for the end of July and it was again decided to do it in the form of a Zoom meeting – with the popularity of this format with the clubs it was thought it would be good to try it for the forum as well.

One of the more important decisions coming out of the meeting was that they would go ahead with this year's Interclub competition and function, but in a virtual format. They won't require clubs to submit prints, but rather double up on the PDI entries for this year. More information about entering the competition, including projected costs, will be circulated to the clubs soon.

The criteria for the Communication Award for the hard-working newsletter, website and social media editors have also been circulated to clubs. The idea is to reward these valuable workers who not only keep members informed and engaged with club activities, but attract new members by promoting the club to a wider audience. The criteria for judging was formulated after extensive consultation by a panel of veteran journalists/communicators, and is aimed at establishing the benchmark for best practice in communication. Clubs have until August 8th to comment and thereafter the invitations to enter will be sent out.

Delegates were also reminded to:

- nominate people for the PSSA national director positions by July 29th
- enter the PSSA national magazine, website and Interclub competitions by August 1
- and also nominate people for the Western Cape Golden Apple award for the unselfish providers of a service to photography, clubs or the region by the end of August.

--ooOOoo--

*There was also a very interesting article about our very own Stephen Burgstahler, as this follows on the next 2 pages.*





WESTERN CAPE PHOTOGRAPHERS

## Honours from three continents



 **Contrary, a favourite image of Stephen Burgstahler**

Date: **July 26, 2020**


 **2 Comments**

The kind and gentle Stephen Burgstahler is one of the few Western Cape members with Honours from three photographic federations based in three countries: he has an LPSSA and DPSSA from the local PSSA, a QPSA distinction from the Photographic Society of America (PSA) and was recently awarded an AFIAP from the International Federation of Photographic Art (FIAP, based in France), via the American federation.

## Honours from three continents (cont.)

An ordained minister from the Missionary Church and World Partners USA, his missionary work triggered his interest in photography when he was sent to Senegal in 2014. This trip was the start of a serious approach to photography. The following February, he joined Tygerberg Photographic Society as "it was and is geographically desirable. Gayle and I (with our son, Micah) arrived in Cape Town from Chicago in 2014," he explains. "We always had an affinity for Cape Town because of preexisting relationships and friendships."

Born and bred in Grand Rapids, Michigan, it was natural for Stephen to also join the Grand Rapids Camera Club, established in 1899.



"We periodically travel back to the States to see our daughter (Charis) and to visit extended family and ministry partners, he says. "I have also been privileged to be involved in missionary work in several countries including, England, Jamaica, India, Israel, Senegal, Kenya, and Malawi."

Stephen says he loves a new angle in any genre of photography, and his images constantly delights with unexpected surprises. "I have learned to keep my mind free from overemphasis on rules and technical aspects of an image. I believe the message must be seen first, before any technical deficiencies. Also, my motivation is for enjoyment and expression."

Although he believes that "if we enjoy your photography, the accomplishments will take care of themselves," he believes achieving the AFIAP distinction is probably his biggest accomplishment so far. This required 40 acceptances from a minimum of 15 different FIAP salons from at least 8 countries.

"I believe International salons to be a very good test of an image," he adds. "Different countries have different ways of seeing. Photography is a universal language."

One of the stars of the 2019 Western Cape Judging Forum class, he says he thoroughly enjoyed and highly recommends the training course. "It was comprehensive and it equipped me for evaluating/judging all relevant genres of interest. We must be trained well before we judge images. Great photographers do not necessarily make great judges."

Not resting on his laurels, Stephen is currently developing a workshop on Seeing in Photography, which will, no doubt, open our eyes to new vistas.



## THANK YOU

Our thanks and gratitude to the **All Saints Anglican Church** for the privilege of using their venue for Club evenings, Learn & Share sessions, and also special occasions. We haven't seen you for a while, but hope to see you all soon!

And as usual we would like to take this opportunity to thank our generous sponsors for their assistance in making our club so successful.

**ORMS**  
BELLVILLE

Victoria Towers  
294 Durban Road  
Bellville 7530  
Tel: 021 910 1380  
Email: [sales-north@orms.co.za](mailto:sales-north@orms.co.za)  
Website: [ormsdirect.co.za](http://ormsdirect.co.za)




Maybe not so funny.....



but this isn't bad!

What The Duck





## APPENDIX I

### SET SUBJECTS – 2020

**ONLY IMAGES TAKEN FROM 1/10/2019 ARE ELIGIBLE.**

#### JANUARY

#### CITY LIFE

---

Also described as Urban Landscape Photography. This genre looks for photographic possibilities in the cities and urban areas where we live and work. A few perspectives you could consider are:

*Cityscape Photography* – urban landscapes *that go beyond* the capturing of the big picture cityscape that is usually quite polished and clean.

*Life around Architecture* – here we are less interested in the buildings and its architectural style and more interested in what happens in and around it.

*Candid Street Photography* – but more focussed on the city itself - and the people who live and work in it.

Urban Landscape photography is often gritty, it's not always pretty and it can be quite abstract.

This is not meant to be a focus on architecture, however buildings (or parts thereof) may naturally form a part of your composition

***Manipulation (see Appendix II) IS NOT allowed***

#### FEBRUARY

#### HANDS OR FEET

---

Use hands or feet to tell a story. Composition and mood will be of paramount importance here.

***Manipulation (see Appendix II) IS allowed***

#### MARCH

#### ABSTRACT / ALTERED REALITY

---

*Abstract photography* is an exercise in composition for the sake of art. The real identity of the abstractionist's subject is not important, and the result is not intended to be anything.

*Altered Reality* is an image created by altering reality in an obvious manner, created digitally or in camera. The intention is the creation of an image that conveys a feeling or message or tells a story. *Creative or Visual Art Creative photography* is a means of expression and a way for the author to make a personal photographic statement. These images should go beyond the straightforward pictorial rendering of a scene. The image does not have to employ derivative or manipulative techniques to be Creative or Visual Art. However, all work should be that of the author and not copied or derived from elsewhere.

***Manipulation (see Appendix II) IS allowed***

## APPENDIX I

### SET SUBJECTS – 2020 (cont.)

#### APRIL THE NATURAL WORLD

---

This month embraces all of *nature and wildlife photography*. Pay attention to lighting, strong composition and appropriate depth of field. Attempt to portray your subject in an unusual way so that your viewers are treated to a unique perspective.

**Manipulation (see Appendix II) IS NOT allowed**

#### MAY POLLUTION

---

This topic falls within the realm of *photojournalism*, and to a degree within *street photography*.

Use your lens to make an impactful image

**Manipulation (see Appendix II) IS NOT allowed**

#### JUNE H2O IN ANY FORM

---

In case you missed the periodic table in Chemistry, this topic is all about water – in any of its many shapes or forms. Show us your splash photography, close-up water droplets, steam or sea spray!

**Manipulation (see Appendix II) IS allowed**

#### JULY PATTERNS AND SHAPES

---

Patterns and shapes occur all around us. Fields can have it, some buildings do it, and even the birds and the bees are in on it! Strong composition and the considered use of colour will definitely be to your advantage. Make sure that you have a point of interest or something to lead the eye towards.

**Manipulation (see Appendix II) IS allowed**

#### AUGUST SPORT

---

*Sports Photography* covers any aspect of a sporting event. Images must depict an active pastime or recreation involving physical exertion and/or skill that is governed by a set of rules or customs and often of a competitive nature. Images in this section could include the spectators or judge or umpire in a sporting event.

*Sports Action Photography* is similar to *Sport Photography* but should show sports people in action. Images must depict an active pastime or recreation involving physical exertion and/or skill that is governed by a set of rules or customs and often of a competitive nature. The level of sport can range from children playing a sport to the Olympic Games.

**Manipulation (see Appendix II) IS NOT allowed**

## APPENDIX I

### SET SUBJECTS – 2020 (cont.)



---

## SEPTEMBER      EMOTION

---

Catch a moment or stage a moment, but we need to feel when we see. Use the breadth of your craft to show an image powerful enough to evoke an emotion within your viewer.

Ensure that all the elements of a great photograph are present, particularly when snatching a moment. Even though the weight of the requirement for this category is the mood, attention to the technical side will greatly increase your impact.

***Manipulation (see Appendix II) IS allowed***

---

## OCTOBER      ARCHITECTURE

---

*Architectural photography* is the photographing of buildings and similar structures that are both aesthetically pleasing and accurate representations of their subjects. This genre requires careful consideration of your subject and a high level of technical attention. Make use of your gear correctly, i.e. Use a tripod and a shutter release

Also attempt to show more than a snapshot. Consider composition, lighting and how you are going to edit your image.

***Manipulation (see Appendix II) IS allowed***

---

## NOVEMBER      YOUR FAVOURITE IMAGE THIS YEAR

---

Obviously, this image may not have been entered into the monthly club competition at TPS before. This is like the open category, but please make it obvious why THIS image is the one! Make sure that your title allows the viewer to "get it"

***Manipulation (see Appendix II) IS allowed***

---

## DECEMBER      NO COMPETITION

---

## APPENDIX II

### MANIPULATION DEFINITION

Manipulation shall constitute any or all of the following modifications to the original image:

- *Adding an element to the image that was not contained in the original capture;*
- *Removing an element from the image that was contained in the original capture;*
- *Moving or repositioning an element of the image that was contained in the original capture.*

In the categories Nature and Photojournalism, manipulation is not allowed. In Open there is no restriction whatsoever in the way authors choose to post process an image.

The following actions are allowed and are NOT seen as manipulation:

- *Cropping*
- *Correction of lens distortion, chromatic aberrations, purple fringing, lens vignette and vertical/horizontal perspective adjustments;*
- *Removal of dust spots or scratch marks from sensor or scanned images;*
- *The blending of different exposures of the same scene to broaden the dynamic range e.g. High Dynamic Range (HDR);*
- *Photo stacking to overcome the limitations of the digital sensor heat artefacts in long exposures.*
- *Focus stacking to widen the depth of field especially in Macro photography. In the case of Nature and Wildlife, HDR and focus stacking will not be considered as manipulation and may be used provided that the end result is a faithful representation of the original scene.*
- 

Please note: HDR and Focus stacking are not allowed in Photojournalism and Street Photography.