



The Bellows

Volume 06 – nr. 03 | March 2021

IN THIS ISSUE

From the desk of our Chairperson	p 5
February club competition	p 7
Salon Results.....	p 8
Judging in March	p11
March Diary.....	p12
Visit our Gallery.....	p13
Important news on Salons	p17

-- SPECIAL FEATURES --

Inspiration for March Set Subject.....	p9
Meet new Member – Pete Retief.....	p16
Annie Leibovitz – why is she famous?.....	p18



FEBRUARY 2021 CLUB COMPETITION – WINNING IMAGE

SCORE 29

“A walk in the Park” - by David Barnes

How I got the shot:

(By David Barnes)

“Walking through a market some while ago I saw this beautiful umbrella. Seeing the photographic potential I grabbed it. The theme at another club I belong to, at the time was *Dead Space*. So I actually made this image for that category. I have to admit I got the idea from Pinterest.

Sometimes simplicity works, it took less than 2 hours to blur the forest and add in the person with umbrella.

What is interesting is that the Guy in the picture has modelled for me before and is now quite used to being called a girl.”

WHAT DO YOU KNOW ABOUT MARCH??

WONDER WHY THIS ISSUE FEATURES SO MUCH FLOWERS? IT IS NOT EVEN SPRING – BUT READ THIS:

Look out for the March lily. It's saying : *"See you next year, Summer."*

The big, beautiful flowering stems of the March lily emerging from the bare ground are a sign that our South African summer is coming to an end.

Its botanical name is *Amaryllis Belladonna*, and plants of this genus have several names: Belladonna lily, Jersey lily, Amarillo and in South Africa, March lily – because it flowers around March. It's called a "lily" because of its bell shape and growth habit, but the March lily isn't really a true lily. In the Victorian Language of Flowers amaryllis means "pride". And these blooms definitely are the pride of late summer. A very interesting fact about these beauties, is that in places where it grows among fynbos, like in the Western Cape, it doesn't flower until after a bush fire. That's because dense overhead vegetation prevents its growth, so when that vegetation is burnt away, the March lily flourishes.

It's a fussy flower: this lily doesn't like frost and it doesn't like tropical climate either, preferring a long dry period, like the low summer rainfall area of the Western Cape.



Source: Nature's Garden

What does March mean to us in SA?

21 March marks our Human rights day - *"For to be free is not merely to cast off one's chains, but to live in a way that respects and enhances the freedom of others."* – Nelson Mandela

Human Rights Day is a National day that is commemorated annually on 21 March to remind South Africans about the sacrifices that accompanied the struggle for the attainment of democracy in SA.

But wait! There is more about March.....

It's March, the time where we celebrate the New Year! Well, at least we would if we lived in Ancient Rome—where it was the first month of the year.

The word '**March**' comes from the Roman 'Martius'. This was originally the first month of the Roman calendar and was named after Mars, the god of war. March was the beginning of our calendar year.

March in Africa is the 'shoulder month' between high summer and the start of autumn.

March is fully packed with interesting days of celebration. There are just so many, amongst which one can find some funny and some simply ridiculous. Here are a few from the USA calendar:

National Pig day, St David's Day, World Compliment day, Dr Seuss's Birthday, Egg McMuffin Day, Old Stuff day, Read Across America Day, National Anthem day, I Want to be happy day, Grammar Day, National Hug a Military Veteran Day, Cheese Doodly Day, Day of unplugging, March 7 – be hard day, Landline Telephone day, No smoking day, St Patric's day on the 17th, Awkward Moments day, 19th Certified nurse's day, Poultry day, Red Nose Day, Great British Spring Clean Day on the 20th, and a National Kick Butts Day on the 21st, and the list goes on.

However, a couple of World Days are more purposeful. Here are just a few that us as South Africans could highlight in our own calendars:

MARCH 8TH: INTERNATIONAL WOMEN'S DAY

This is a global day celebrating the historical, cultural, and political achievements of women. The day also is a day of action in support of taking action against gender inequality around the world. We all know the world couldn't run without women (I mean, just listen to Beyoncé). This is the day to appreciate their efforts! Organizations large and small come together to show women just how valuable they are in today's society. Send a bouquet, thank you card, or some small gift to your mother, sister or co-worker – *and don't forget 'em wives!* -Ed's note It's guaranteed to brighten their day, give you a boost in their eyes, and help commemorate a wonderful day.

MARCH 21ST: INTERNATIONAL DAY OF FORESTS

Forests are the lungs of the Earth, the world needs wood for construction, paper, furniture and fact is that currently wood accounts for approximately 45% of the world's renewable energy supply. Roosevelt called them "the lungs of the Earth," Robert Frost and millions of poets were inspired by them, and Sting is fighting to save them. We're talking about forests. And celebrities aren't the only ones who feel a strong connection with them. We all do. Just a simple walk in the woods can calm and invigorate our senses. In fact, the forests are so crucial to the future of our planet that the UN declared March 21 to be the International Day of Forests. For many years now, this amazing global celebration has been creating awareness all over the world about the importance of forests. They are one of our greatest natural treasures that we must preserve and protect.

From the desk of our Chairperson

Dear TygerTogs!

This month we have so many things to celebrate!!

- TPS has once again racked up tons of salon acceptances – both national and international, COM's and even a medal this month!
- We have gained two brand new members all the way from Germany, due to the new virtual world in which we find ourselves. Thanks to the enthusiasm of Sonja Grunbauer, we welcome Gerhard Fey and Michael Stuben into our TPS family, and wish them well in their journey with us.
- Our TPS Salon has been approved for 01 May 2021, and the team will be working hard behind the scenes to ensure the success and smooth running thereof.
- The latest JAP (Judging Accreditation Programme) kicked off at the beginning of February, and it is fabulous to see so many of our TPS members participating! We wish you an amazing journey in the realm of club photographic judging!



CHANGES TO THE HOUSE RULES - GREAT NEWS!

Note!

There have been some fairly major changes announced recently, and I just want to recap them here:

1. **TPS Learn&Share now moved to every 3RD TUESDAY OF THE MONTH, with immediate effect!**
2. Set Subject timeline – the acceptable time limit for images eligible for the month set subject will be 12 month's prior to the month of that Set Subject. For example, if March is Portraits, then you may use any appropriate image from 1 March the year before, and so on;
3. All textures and minor elements used for composite/layered work will not be affected by the set subject timeline. The proviso is that for Set Subjects, the **main body of work/subject** must fall within the 12 month window;
4. A reminder that our monthly club submissions have been reduced to a maximum of 3 images, with the condition that at least 1 image is in the set subject category;
5. We have introduced an additional category for cellphone images. Please note that we will only select a winner and runner-up of this category if there are 10 or more entries;
6. We will be using panel judging for a minimum of 2 club monthly competitions this year, in order to offer our new TPS JAP recruits experience within our TPS family. Please do support our members that are looking to give back to the club photographic arena.

.....chairperson's message continued...

Just another reminder to those members considering submitting for their PSSA Honours accreditation later this year, that Mariana Visser – chairperson of TAFklub and loyal TPS member – will be running a “Get Ready” campaign. If you are keen on stepping up a level, please do get in touch with her on 083 401 2644 or email her on mv_wolfie@yahoo.com

Our **#LEVEL.UP** programme is producing incredible work and creative transformation within the photographic realm, and should you want to hear more or possibly jump on board, please get in touch with Stephen Burgstahler on 060 739 8578 or email him on stephenburgstahler@gmail.com to get signed up for the catch-up session that will be hosted on Thursday, 4th of March at 7pm via Zoom. This will most likely be the last available opportunity to do so for the year.

In conclusion, I would like to thank you for your support in attending our virtual and live events, for keeping at those salons and for your commitment to your craft – this is what makes TPS so very special!



THIS IS MY NOTE - ED

Many of us are discovering new things of ourselves as we cruise along on this photography path – something that some of us intentionally chose and for others it is just something where we landed, swept away by the current of things.....of life.

For me it certainly remains a path of discovery and contemplation, those two things, over and over. I found this article whilst in “discovery” mode – and thought it worth sharing, especially for those of us who sometimes listen to that voice that says “I can’t do this”. My advice – rather read this:

ANATOMY OF A PHOTOSHOOT | DISPELLING MYTHS THAT ARE HOLDING YOU BACK

[HERE'S THE LINK](#)

FEBRUARY CLUB COMPETITION

The February Club competition entries were judged by Geoff Feldon, who practices as a Business Coach in Hillcrest, Durban, KZN.

Geoff is PSSA Regional Director for KZN and serves on PSSA Board as Director; Diamond Rating. He also obtained his LPSSA for Monochrome in 2019.

As Photographer, Geoff has two main areas of interest being Portrait and Fine Art Photography. He uses both Colour and Monochrome to get the best from his images.



The club competition was hosted on Wednesday 24th February via ZOOM and 33 members logged in. Competition was tough and all contestants are congratulated with images of high quality that were entered.

We have seen a really WIDE SPECTRUM of scores – all time lows, as low as 16 and all time high scores, the winning image as high as a rocking 29!! Well done to David Barnes for that!

Bearing in mind that from 2021 there will be a separation in winning images for Junior Members (1 to 3 star), and Senior members (4star+), the results were as follows:

Set subject: A STUNNING Winning image by David Barnes “A walk in the park”

Received an all time high score of 29, and was also the Senior winning image.

Runner up was Marion Jackson with “Kitchen reflection”

Link to view
complete list of
results
[Click here](#)

Open Category: Winner was Johan Beyers with his image titled “Swallow tailed Bee eater”

The Runner Up and Junior Winning Image was that of Johan Viljoen titled “Langhuisie in die vlei”

NEW CATEGORY Cell Phone Category:

So very often we don't have our cameras nearby so out comes the cell phone! Cell phone technology allows photographers now to take some really awesome pictures and members are encouraged to enter those into this category.

- In this category there were only 4 entries in February – and winning image claimed GOLD by Derrick Smit – titled “Kaohsiung night market”.

GO TO PAGE 13 TO VIEW THESE AWESOME WINNING IMAGES



Proud member of



SALON RESULTS

Marleen la Grange does an amazing job putting our members' salon results together for us each month. If one only looks at the effort that it takes, and attention to detail that it requires to keep track of our own images being entered to Photovault for National Salons and club competitions, and to add Salon entries, is a huge and timeous job!

We want to give a round of applause to Marleen for keeping this up and doing all this work for our members to be kept up to date. Thank you Marleen, you are a star, selflessly serving our community. It is much appreciated. – *Ed's note*

SALON RESULTS - FEBRUARY 2021							
INTERNATIONAL SALONS:	MIROC, SONAR BANGLA, FOTOPASSION, MIRACLE, PHOTO FEST INDIA, KCA, SHADOW, LOVE FOR ART,						
SOUTH AFRICAN SALONS:	BLOEMFONTEIN						
NAME	S A SALONS				INTERNATIONAL SALONS		
	Accept	COM'S	MEDAL FIRST	RUNNER-UP	Accept	COM'S	MEDALS
NEELS BEYERS	5	1			25		
STEPHEN BURGSTAHLER	8						
ALIDA HEINE	8				12		
FRIK HEINE	1						
ERWIN KRUGER-HAYE	10	3					
LYNNE KRUGER-HAYE	14	2	1				
DERICK SMIT	1						
LENEY STIPP	6	1					
PIETER SWART	3				3		
COERT VENTER	3						
MARIANA VISSER	9				8		
BENNIE VIVIER	8	2					
FRANCOIS DU BOIS	5	1					
DESMOND LABUSCHAGNE	3						
JOHAN VAN WYK	4						
TOTAL	88	10	1		48		

Special CONGRATULATIONS to our Chairperson, Lynne Kruger-Haye who won a FIRST MEDAL at the AMBER SALON with her thought-provoking image *"There is always hope"*.


VISIT OUR GALLERY ON PAGE 13 TO VIEW THESE AWARD WINNING IMAGES.

MARCH SET SUBJECT- inspirational column

Set subject for March club competition is PORTRAITS WITH A HAT.

Not only is this a welcome twist to this genre, but it opens the door to creativity – and it is up to you to think out of the box and pull some creative cards out of the hat!

In earlier days Vincent van Goch always included hats in his self-portraits. The first image below is a self portrait of Vincent van Goch - titled "*Self portrait with grey hat*" and second image is also by Van Goch, titled "*The drawings – An orphan man with a hat*". The third image is a self portrait by Rembrandt.



Hats can say a lot about a person's personality and are a good prop to use – IF THEY ACTUALLY DO FIT the subject's personality.

But, be careful of the lighting. You don't want the eyes to be shadowed so you need to lower the light. But if you lower it too far, you can get "horror movie" lighting and shadows. Be careful.

The secret of photographing people with hats, is that it tells the story of who this person is – and will stand the test of time.

If you are trying to create something special that will be on the wall (and liked) 20 years from now, you need to be careful and plan every detail. You DO want to show the model's personality and who they are – so sometimes hats come into play. Just be sure you NEED it to tell the story.

Important to know, is that the reason for caution is that a hat has the capacity to draw the viewer's eye away from the face and that is **the ultimate bad thing**.

If you are shooting a professional baseball player – can you imagine telling their story without a baseball cap? Or what about a cricket player. Can you really tell the story of who they are without a cricket hat or cap? They wear a hat ALL the time.

Aside from the hats' ability to disguise the radical difference between their tanned cheeks and fish belly white forehead – it is a natural part of this subject. They would look like something is missing if you shot them without their hat.

Inspiration for March set subject continued...

When shooting a model wearing a hat, there's something very important to keep in mind:

Vitreous is a great word. It's used to describe something that looks glassy or shiny. It comes from the Latin word that means glass. One of the most important things you can do in your portraits is to make sure that your subjects' eyes look alive, glassy...vitreous.

The best way to get vitreous eyes is to make sure there's a catchlight in them. A catchlight is simply the reflection of the light in the eyes. It's easy to do this with a flash because you just position the light so it shines in the eyes. But sometimes it's harder to get a catchlight outdoors.

How to Find the Catchlight? The best way to ensure you have a catchlight in your subjects' eyes is to stand where you want them to be and look at where you want the camera to be. If you can see the sky, your subject will probably have a light reflecting in their eyes. If all you can see are trees, then there won't be that bright highlight in the eyes. You may also find a light coloured building or a truck that reflects the light in the eyes.

PROBLEM: Hats are designed to keep the light out of people's eyes, OOOPS! So how do you deal with them to still get vitreous eyes?

Think about this. If you stand slightly uphill of your subjects, then they would lift their faces to look at you and you'd still get the catchlight in their eyes. Sure enough! This might work really well and their eyes will look lively and sparkling.

Conclusion: You need catchlights in the eye to get vitreous eyes. Stand yourself in your subject's spot and look for the bright light shining from the horizon. If they're wearing hats, try standing higher so they look upward and catch a little light from the sky under their brims. Ensuring you have catchlights will make sure your subjects look bright and lively.

Source: Photofocus



WHO WILL JUDGE OUR IMAGES IN MARCH?

.....none other than our own Lynne Kruger-Haye. Well, well, that means that we will have to deliver our best of the best in terms of portraiture – WITH A HAT!!!

This time around, Lynne gave us some insight on how she would judge the images, and gave us some tips on what to watch out for. On our Learn&Share evening in February Lynne spoke to us about Portraiture and although there was understandably no time to share secrets and techniques, the presentation was insightful and fresh. Here, Lynne has presented a good overall impression of what to expect and how to approach portraiture in general.

Lynne wrote:

"I am a fine art, portrait photographer. I love people, and I believe that having your portrait taken can be both transformational and empowering, and it is in the hands of the photographer to both capture and honour that."

"When judging Human Portraits, as I will be doing at TPS in the March competition, I will be looking at the following when evaluating the portrait image:

1. *Connection with the subject*
2. *Pose and styling*
3. *Lighting*
4. *Retouching for the story/message*
5. *The message itself*
6. *Whether the hat is present as per the Set Subject criteria or not.*



You do not need to have the most expensive equipment or the fanciest studio setup. All you need is your camera – and even your cellphone will do.

Remember the basics of composition, balanced exposure for the mood you want to create, and edit according to your message.

***Remember that there is a fine line between honesty and flattery.** Give thought to your image before pressing the shutter so that you can prevent that "snapshot" type of presentation."*

SOMETHING NEW FOR CLUB MEMBERS

SUGGESTION MONDAYS

To help maintain enthusiasm and strength of the TPS club environment, there will be a SUGGESTION BOX opening each MONDAY on the Whatsapp Group and TPS Facebook page. If you have suggestions to help bring out the best of our club members, whether it is for outings or themes for Educational (Learn&Share) evenings or something to publish in The Bellows – bring it on!

Watch the space on Mondays!!



PS. If you don't want to throw your suggestions in the box, feel free to mail the Editor – alida@alidaheinephotography.co.za

MARCH DIARY

Dates to remember:

Tue 16th March – Learn&Share evening: Lynne Kruger-Haye discusses the **Business side of Photography** - ZOOM LINK to follow – be sure not to miss out on this!!

Sat 13th March – TPS Outing – Stellenbosch Botanical Garden – Meet at 09h00
There is lots of secure parking, and a lovely restaurant for those empty bellies!
Stephen Burgstahler will communicate later with those who are going. Enjoy!

19th March – Closing date for entries for Club Competition – Photovault closes at midnight.

24th March – Club competition evening – Zoom link to follow




Birthdays in March

01/03 Mercia van Wyk
02/03 Daniel Rossouw
08/03 Erik Seket
10/03 Vic Els
23/03 Johann van Wyk
23/03 Warrick Winterbach
25/03 Andre Stipp
28/03 Lynne Kruger-Haye
31/03 Luke Kruger-Haye




The Kirstenbosch outing was great fun – here are the masked photographers who enjoyed the day together.

Thank you to our official sponsors:



GALLERY

Our gallery showcases our winning images for the month of February – congratulations to all the winners – keep up your amazing work!



↑ *"Kitchen reflection"* by Marion Jackson –
Runner up – Set Subject February Club Competition


←
Winning image – February Club Competition
"A walk in the park" by David Barnes



↑ *"Swallow tailed bee-eater"* by Johan Beyers
Winning image February Club Competition
- Open Category



February Club Competition – Set Subject
Runner-up and Junior winning image
"Langhuisie in die vlei"
By Johan Viljoen




↑ Malachite sunbird in flight – by Bennie Viviers
COM Award

Young lion portrait – by Bennie Viviers
COM Award



COM – Amber Camera Club Salon
“Natur in Mono” by Leney Stipp ↓



↑ Silver Medalist – Amber Salon – Visual Art
“There is always hope” By Lynne Kruger-Haye

← Honorary mention – 9th Miroc Digital Circuit 2021, Norway
“Simonsberg met wolke” By Neels Beyers



↑ *"The truth about time"* by Lynne Kruger-Haye
COM for Bloemfontein and Amber Camera Club Salons

← *"Deep vulnerability"* by Lynne Kruger-Haye
COM for Bloemfontein Salons



"Reading my book" by Mariana Visser -
COM at 6th Centurion Camera Club
National Salon - 2020



"Imagine" by Mariana Visser - COM at 6th Centurion
Camera Club National Salon - 2020

"Kaohsiung Night Market" – by Derrick Smit
Winning image – Cell phone category →



Meet new member PETE RETIEF



Pete Retief is not the Afrikaans Piet Retief – No-no, he is an English speaking Petrus Retief! A true “soutie”. *Yes, he did give permission to be labelled – Ed's note.* He joined TPS towards the end of 2020 as a social member and anticipates joining as a full member and enjoying as many as possible of our outings and other events.

Pete worked for the mines (De Beers) and City of Cape Town . Ten years was spent at the Steenbras Power Station and 10 years at their City of Cape Town's Design and planning section.

In February 2018 Pete retired. Sitting still is not his forte, and he became an electrical contractor Low Voltage and Medium Voltage specialising in Photo Voltaic solar design and installation for residences, farms and commercial and industrial properties. He has an Electrical Engineering degree, GCC (Government Certificate of

Competency) and Wiremans Licence . Working with his hands doing DIY work around the house and carpentry brings Pete much satisfaction. He also enjoys gardening and loves to venture out into the veld or mountains for fresh air and a good hike.

Pete wrote: “My love of photography started when I was on the mines in Oranjemund and Botswana. I was fortunate to endeavour two trips to the Antarctic to help put up the SANAE Base for global warming research and Marine biology and Geological research. I was blessed at Antarctic to take many photos of wild life including the emperor penguins. My camera then was an Asai Pentax 35mm film.

Then, two years ago I was fortunate to buy the CANON 7D Mk 11 with 400mm telephoto lens to take wildlife photos (1.6 x the focal length as crop sensor).

I now enjoy to take photos of birds and animals – Kirstenbosch is an all time favourite and game parks offer great opportunities, if one can get to them!”

In more relaxed mood, Pete further wrote: “Yes I am a “soutie” in a way but follow many Afrikaans traditions like boere-musiek etc. Also play the guitar singing boere songs. I like a good braai love a good potjie around the fire.

The crayfish in the photo below was caught at Hangklip with nets in a friends boat. All my family love fishing as well. I do dive still but not far out. Used to do scuba. My favourite is to get mussels off the rocks and cook with garlic and eat with a glass of dry white wine. The comment on the photo with the crayfish is excellent - I love braaing and chatting around the fire.”



IMPORTANT NEWS ABOUT SALONS

There is a long list of Salons for members to enter. A few of them stand out.

I want to encourage members to take the leap and to enter your best images into salons. Salon judging is a little bit different to club judging, and you may be surprised what comes out if you enter! It is extremely self-rewarding receiving your first International Acceptance! Try it! - Ed's note

The **German International Photocup (GIP)** is another international salon that local clubs and their members can benefit from – especially youths. It is a circuit salon, judged in four areas, with patronages from FIAP, PSA, GPU and DVF. For this salon, Clubs that have six or more entrants qualify for a discount and will also be able to compete in the club competition. Youths (born 21 March 2000 or later) can enter free and also stand a chance to win a special prize. The overall best author will win a prize of 500 euro.

There are four categories: colour, monochrome, nature and travel. All information is available [on the website](#). Please note that there are uploads for single and club entries and that the closing date is 21st March 2021

The **PSSA 19th Up and Coming Salon** is aimed at junior members of an affiliated PSSA Club (1 to 3 Star) as well as scholars, who may enter free of charge.

“The purpose of this salon is, in addition to the awards, to give PSSA the opportunity to select images that can be used in the annual Four Nations Competition and/or the FIAP Biennial Competitions, as well as any other opportunity that may arise to showcase the member’s work,” says salon director Anne d’Oliveira.

Read more [in the brochure here](#). The closing date is 27 March.

Phillip de Lange has provided the WC Photographic Forum with information about International salons with FIAP patronage that are free or affordable (less than 25 euro or R450).

Find the 2021 list of about 40 [affordable International Salons here](#).

NEED TO CALIBRATE YOUR SCREEN FOR OPTIMAL RESULTS?

PSSA made available a screen calibration chart for everyone to use! It may be worth the effort to ensure that your screen would not trick your eyes, and to submit your best images, correctly calibrated to judges specifications.

Grab the link here: [SCREEN CALIBRATION CHART](#) Easy instructions included.

ANNIE?who the flip is “Annie”?

“You have to be insane, obsessed. You have to live it and eat it’ ... Leibovitz’s big tip for photographers.



*The future governor of California ... Arnold Schwarzenegger at the Mr Olympia contest in South Africa in 1975.
Photographer: Annie Leibovitz*

Anna-Lou "**Annie**" **Leibovitz** is an American portrait photographer. She is best known for her engaging portraits, particularly of celebrities, which often feature subjects in intimate settings and poses.

She is heralded as one for the greatest portrait photographers of her time, having captured images of some of the most influential figures of the past 40 years for commercial and editorial assignments. Trademarks of Leibovitz's style are bold contrasts and dramatic poses, and she cites photographers Robert Frank and Richard Avedon as influences. Perhaps her most famous image is the raw, intimate portrait of a nude John Lennon clinging to wife Yoko Ono, taken for the cover of *Rolling Stone* only hours before Lennon was killed.

Annie is renowned for her dramatic, quirky, and iconic portraits of a great variety of celebrities. Her signature style is crisp and well lit. This serves as great inspiration to many portrait photographers all over the world.

For her portraits, Leibovitz—who views her photographic sessions as collaborations—typically spent days observing her subjects’ daily lives and worked to make her portraits of them unique and witty, each a technically exquisite distillation. Her commercial images were dramatic and staged rather than casual.

In 1991 Leibovitz had her first museum exhibition; she became the first woman and second living photographer to show at the National Portrait Gallery in Washington, D.C. A companion book, *Photographs: Annie Leibovitz 1970–1990*, was published in 1991. She also earned much praise for her portraits of American Olympians taken for an exhibit at the 1996 Summer Games in Atlanta, which were later published in the book *Olympic Portraits* (1996). In 1999 she published a collection of photographs titled *Women*, with an essay by intellectual and writer Susan Sontag, who was her lover. An exhibition at the Corcoran Gallery of Art, Washington, D.C., accompanied the publication. In 2016 Leibovitz updated the series and presented it as a traveling exhibition, “Women: New Portraits.”

Her achievements were celebrated in *Annie Leibovitz: Life Through a Lens* (2009), a documentary film made for public television’s *American Masters* series by her sister Barbara. During her financial difficulties, Leibovitz began working on a personal project, photographing places and objects that were meaningful to her, and the images were collected in the book *Pilgrimage* (2011).

This newsletter is not big enough to mention all of Annie’s extraordinary accolades and achievements. In 2011 she photographed seven top female athletes for the sportswear company Nike’s “Make Yourself” campaign. Her style throughout these projects was characterized by carefully staged settings, superb lighting, and her trademark use of vivid colour.

Source - [The Editors of Encyclopaedia Britannica](#)

Today, there are quite a lot of literature and online courses available that Annie had created to share her vast knowledge and experiences on Portraiture.

Masterclass offers a beautiful course of Annie’s where she shares the following 5 key fundamentals on “The Art of Photo”:

1. No single image truly captures the true essence of a person,
2. Conceptual Portraits Are Best When Built Around the Subject,
3. Understanding Light is more important than understanding gear,
4. Why photographers should always revisit their earlier work,
5. Learn by doing.

Here is the link to [Annie Leibovitz Masterclass](#)
Provided by *MASTERCLASS*



Adobe Photoshop & Lightroom Courses

Adobe Photoshop Beginners Course

This course is presented as easy as possible by teaching the tools and techniques that you will need to complete your image. With the course you will receive **Training Videos** that was especially made to assist you if you struggle. You don't need to have any previous experience of Photoshop. **The following will be covered in the course:**

- Photoshop Menus • Levels • Hue Saturation • Black and White
- Cropping for Prints • Cropping for Digital • Resizing for Digital
- Straighten Horizons • Removing Red Eyes • Spot Healing with content aware • Healing Brush • Patch Tool • Sharpen – Smart Sharpen
- Typing on your Images (Copyright) • Free Transform Tool • Borders

Includes **FREE**
Training Videos

R1 400-00

Adobe Photoshop Advanced Course

This course builds on the Beginners Photoshop Course by working in layers, learning to use layer masks which are crucial to edit an image in a non-destructive manner. Making an image black and white and only leaving selected objects in colour, editing it in a manner which can easily be changed at a later stage. Learn to blend images to achieve a higher dynamic range.

The following will be covered in the course:

- Levels Advanced • Vignetting • Black and White • Dodge and Burn
- Advanced Layer Styles • Content Aware Scaling • Layer Masking
- Selective colour with layer masks • Blending Exposures
- Learn to write your own actions • Save time – batch process

Includes **FREE**
Training Videos

R1 400-00

Adobe Photoshop Lightroom Complete Workflow

In this beginners course we will look at the importance of Lightroom as a powerful workflow tool. Explore catalogs and demystify the Library and Develop modules.

The following will be covered in the course:

- Filing System • Importance of your Catalog file • Importing your images
- The Library Module • Develop Module - Tool Strip, Tone Curve and Basic Panel, HSL, Black & White and Split Toning, Sharpening, Noise Reduction and Vignetting, etc.
- Exporting your images

Includes **FREE**
Training Videos

R1 400-00



**M WEST
PHOTOGRAPHY**

Marius van der Westhuizen
Cell: 073 214 6813

Contact us for more information:

E-mail: marius@mwest.co.za

Cell / WhatsApp: 073 214 6813

Website: www.mwest.co.za



Are you up to doing something *really different and awesome?*

John Nowles Underwater photography course

Call John to book - 083-6457943

IT PAYS TO ADVERTISE

Need to sell a lens? Looking for a second hand Office Chair? Your neighbour selling koeksisters?....or are you simply looking for bargains to swop or to grab a copy of the magazine you missed out on ?

So what are you waiting for? Advertise in the BELLOWS – *members CLASSIFIED section is FREE!*

RATES FOR ADVERTISING YOUR BUSINESS OR SERVICE

FULL PAGE – for TWO consecutive months @ R800,00 once off

HALF PAGE – for TWO consecutive months @ R500,00 once off

QUARTER PAGE AD - for TWO consecutive months @ R300.00 once off

CLASSIFIED SECTION – FOR MEMBERS FREE OF CHARGE

This section will be limited to members for personal PHOTOGRAPHY RELATED small items such as camera gear, computer components etc.

Non-Members can also use the CLASSIFIED section for a fee of R50.00 per ad, for one placement.

And lastly...just in case you need help - here's the team



Chairperson - Lynne Kruger-Haye
082-576 7776
lynnekrugerhaye@gmail.com



Michael West - Secretary
083-2533052 mw.west@icloud.com



Ohna Nel - Treasurer
083-6591873 oloftus@gmail.com



David Barnes - Photovault
082-492 7905 | actyot@africa.com



Stephen Burgstahler
Education - 060-7398578
stephenburgstahler@gmail.com



Alida Heine 061-4058700
Newsletter Editor/Marketing
alida@alidaheinephotography.co.za