

# The Bellows

Official newsletter of the Tygerberg Photographic Society



Website: [tygerphoto.co.za](http://tygerphoto.co.za)  
Email: [info@tygerphoto.co.za](mailto:info@tygerphoto.co.za)



*Proud member of the*

**Photographic  
Society of South Africa**

# In this issue

ROB'S RAMBLINGS

*Page 3*

CHAIRMAN CHATTER

*Page 4*

LAST MONTH'S WINNERS

*Pages 5-10*

TPS NEWS & INFORMATION

*Pages 11-12*

THIS MONTH'S SET SUBJECT

*Pages 13*

OTHER NEWS AND INFORMATION

*Pages 14-15*

SPECIAL IMAGES

*Pages 16-18*

*COVER IMAGE by Marius Bothma entitled "Can you see me"*

A special thank you to our sponsor, Orms, for their continued support. Their Bellville branch is located at 27 Willie Van Schoor Dr, Bo Oakdale, telephone 021 910 1380.

**ORMS**  
EVERYTHING PHOTOGRAPHIC

# Rob's Ramblings

Hi everyone,

I have been using photoshop since about a month or two after joining TPS, way back in 2014. It was obvious to me, after seeing the work from the fabulous photographers in the club at the time, that it would be a necessary evil, if one wanted to produce the best images possible. It's over 10 years now, and I have literally watched hundreds, if not thousands, of videos learning how to use Photoshop effectively.

So I have something special for those of you who already use Photoshop, or are thinking about buying into the service. One of the first instructors I followed is a guy called Unmesh Dinda, who has a YouTube channel called Piximperfect. He has now finally produced a video explaining the basics of using Photoshop. You can find it [here](#). It's an hour long, but truly well worth a watch - even if you are a master at Photoshop! I can almost guarantee that you will find something useful in the video that you have forgotten along the way.

Moving on - to the cover image on The Bellows. It's always a difficult task to select the image for the cover, and this month was no different. Marius Bothma's photo was one of my favourites when it was shown on competition night - for me it had everything I like in a photo lots of negative space, colour, simplicity, intrigue - e.g. where was this taken?, who is the subject?, what are the objects in the silhouette?, who is he or she?, why is the subject holding a lighter/ flame?, etc. I do have a problem with the image, however, and that is that it has no border! When it was displayed on the big screen one couldn't see what Marius actually intended as his final image, as the black in the image morphed into the black of the screen! This means that it's not an image that would be in contention for our Interclub competition, but because the framing of the cover has natural borders, it was acceptable for use here. Thankfully! Thanks Marius - great shot!

Please folks - we've talked about it often enough - put a border on your image - it just completes the presentation. If anyone missed my talk on the subject at our Learn and Share last month, and you would like a copy of my notes, please let me know. BTW, there were also other beautiful contenders for the cover, but these contained errors such as horizons that were not horizontal, over-sharpening, etc. These are basic errors and easily fixed - a tiny bit more effort can make a huge difference! Remember to always housekeep your images a few days after you believe they have been finalised - it's always more effective once you've had a break.

Finally, this month's edition of your newsletter has a new feature. All the authors of the winning images responded to my request for a short commentary on their images - particularly with regard to details that the rest of us can learn from. My sincere thanks to all respondents - I am most grateful, as I believe it really does add more value to the newsletter. The comments can be found on pages 9 and 10, i.e. after the pages with the images, OR you can click on an image and it will take you directly to the comments for that particular image.

Till next time,  
Rob.

# Chairman Chatter

Hi there Tygertogs

We have now officially entered winter, with some heavy rains in parts of the Western Cape. Hopefully no one was impacted by the deluge.

As a result of this rain, John and Elaine's Stellenbosch outing has been moved to Saturday 9<sup>th</sup> May, so please make a note of this change of date, and we look forward to an exciting walk about in this historic town. Coert Venter will be providing safe parking behind the Art Centre for the morning.

For our April club competition we had 8 members joining in person, and 8 members join us via zoom, including our judge, Dr Leon Pelser. Overall we had 66 images, with 19 in set subject and 47 in open category. Panning proved to be quite a difficult set subject for many of us.

A reminder to ensure your images have the EXIF data stored when you export them and that you comply with the permissible dates for the set subject.

The team is busy finalising our 10<sup>th</sup> National PSSA Digital and Print Salon brochure and have secured judges for the 8 categories. The closing date is 29<sup>th</sup> August 2026.

The WCPF mini congress in Tulbagh is progressing well, with quite a few entries received. I will be sending out details together with accommodation if you are interested in joining in for the weekend.

Our members print exhibition, on 4<sup>th</sup> July 2026, is progressing well. The invite to you will be going out this week, so please go through your images and select those you want displayed in print format. Further details will be on the invite, but should you require clarity, please contact one of the committee members.

We have already received some scholar entries, which bodes well for the exhibition. By promoting TPS in the Northern Suburbs, we hope to attract and grow our members, including adding some scholars.

Congratulations to our April competition winners, all photographs and details can be found on the following pages.

Michael

## April 2026 Competition Winners



**WINNER SET SUBJECT and JUDGE's CHOICE SENIOR**  
Great run by *Francois du Bois*



**WINNER SET SUBJECT JUNIOR**  
Thundering forward by *Gustav Nel*

## April 2026 Competition Winners



**WINNER OPEN SENIOR**

*After the dive by Francois du Bois*



**WINNER OPEN and JUDGE'S CHOICE JUNIOR**

*Little bee eater by Annelize van der Berg*

## April 2026 Competition Winners



**RUNNER UP SET SUBJECT SENIOR**

Taking off by *David Barnes*



**RUNNER UP SET SUBJECT JUNIOR**

Freewheeling by *Brian Moffatt*

## April 2026 Competition Winners



**RUNNER UP OPEN SENIOR**  
*Inner flame by Bennie Vivier*



**RUNNER UP OPEN JUNIOR**  
*Wash rinse repeat by Charlotte van der Berg*

# April 2026 Competition Winners

## Author comments on winning images

Bennie Vivier:

**"Inner flame" (page 8)** *I brought the hibiscus flower indoors because I wanted to create a macro close-up image with everything in sharp focus. The only way to achieve this was by focus stacking multiple images. I started by focusing on the part closest to the camera, and then used the camera's focus shift function to capture a series of images at different focus points. In total, I took 38 images. I used natural light for the shoot and later enhanced the lighting on the inner part of the flower. Tamron 90mm Macro lens, f/5.6, ISO 320.*

Gustav Nel:

**"Thundering forward" (page 5).** *The photo was taken at an open day for the SA Western Mounted Games (SAWMGA) at Greenacres riding school. I normally volunteer to take pics for the open days and it helps me hone my panning skills. This photo was done by half pressing the shutter to lock the focal plane on the rider and then panning with the rider - shutter speed was 1/125, since I found this gives good action blur while still keeping the rider reasonably sharp even if they move their hands or head. Also, the best pics come from the riders that really push the horses to high speeds as they gallop past, slow trots don't really work for panning. It was early morning and overcast so I did not need an ND filter.*

Brian Moffatt:

**"Freewheeling" (page 7).** *I set up the opportunity standing on the rocks on the beach with the sun behind me, hoping for an opportunity to capture a cyclist coming down the path. First try, the shutter speed was too long, and the results were of no use. Reduced shutter speed to 1/30th of a second, f/25, ISO 100. I kept the camera pointed at her head with ai focus center point, and held down the shutter for a string of photos. 20 photos later, 3 could be seen as in focus and relatively sharp. Finally, basic editing and cropping to eliminate the distractions in the photo.*

Francois du Bois:

**"Great run" (page 5).** *Taken at Durbanville Race Course. I practised on other horses with speeds of 1/60, 1/80 and 1/100 on the day. The best combination was 1/80, with an f/stop of 11 to give me a better DOF, and ISO at 100 to balance the lighting conditions. The image was taken at 16h38 to get better light (low angle light) in order to obtain better exposure/lighting on both the jockeys and the horse's face, with a nice shadow as a bonus. Then a steady hand and a smooth panning action to produce a sharp panning photo.*

**"After the dive" (page 6).** *Taken at Intaka Island. f/5.6, 1/3200 sec, Focal length 360 mm with a 100-400mm lens. Taken on an overcast day, but with good ambient light giving that soft lighting effect, without losing detail and colour. The f/5.6 gives the soft bokeh effect that helps to enhance the image and make it "pop" or stand out.*

## April 2026 Competition Winners

### Author comments on winning images

David Barnes:

**"Taking off" (page 7).** *The camera settings are what most people asked me so here they are: f/8 - to get the whole plane in focus as f/2.8 left the edges out of focus. Shutter speed 1/200 sec. As a rule, in order to achieve a sharp image, your shutter speed should never be less than your focal length for hand held. In the case of panning this doesn't really apply, but worked well for this image, with the subject nice and sharp. The ISO was 100 with a 200mm focal length. Judges often say they like to see the driver's face, and I can only assume that's why he liked the plane pic more than the motorbike pics that I entered (and which didn't feature among the winners), as the pilot's face is clearly visible here.*

Annelize van der Berg:

**"Little bee eater" (page 6).** *Taken on a boat in the Chobe. With the recent floods, the water levels were very high and it presented great challenges to keep the camera still and focused on the tiny bird, especially when other water traffic affects your boat with big waves hitting against the sides and causing a lot of shaking. I used a shutter speed of 1/8000 sec and ISO at 3200 to keep the speed fast enough to counter any possible shake or movement by the bird. Auto tracking on the bird's eye by the Canon RF 6ii also assisted to keep the shots firing away.*

Charlotte van der Berg:

**"Wash rinse repeat" (page 8).** *Also taken on the Chobe on a hot afternoon when the elephant came down for a drink and a bit of fun in the water. The water level was starting to drop and revealed the green grass, which the elephant grabbed by the tusk and swirled up and down, creating a good opportunity to capture water drops flying in all directions. Shutter speed of 1/5000 was used to capture the water drops and -1 and 2/3 stops turned down due to the bright midday sun and the accompanying high iso to keep the shutter speed fast enough. With the action taking place only a few metres away from the boat, it felt as if the lens was too long to capture the splashing swirls to its full effect. This image however, came out quite nice. Noise reduction software was used to make the background crisp and clear.*

# General TPS news and information

## April 2026 competition

Last month:

- **19** images were entered in the Set Subject category. The average score was 11.7, and the most common score awarded was 10.

A full list of the Set Subject scores can be found on our website by clicking [here](#).

- **47** images were entered in the Open category. The average score was 12.3, and the most common score was 12.

A full list of the Open scores can be found on our website by clicking [here](#).

**10 images were awarded with a Certificate of Merit!** Those not shown either on the cover or in the winning images section, can be found in the special images collection at the end of the newsletter.

**Dr Leon Pelsler** was our judge for the month. As can be seen from the average and mean scores above, scoring was on the generous side, though many useful comments and suggestions for improving the photos were received.

## STAR ADVANCEMENTS



**Michael West** advanced from **3-star to 4-star**

***Keep reaching for the stars!***

## Membership

Total membership is unchanged at 44.

“BEAUTY CAN BE SEEN IN ALL THINGS,  
SEEING AND COMPOSING THE BEAUTY IS  
WHAT SEPARATES THE SNAPSHOT FROM THE  
PHOTOGRAPH.”

MATT HARDY

LEIGHT STALKING

# General TPS news and information


## Learn and Share

For the L&S last month I did a presentation on the importance of borders around images, and how to use Photoshop to automate the process. As mentioned earlier, if anyone is interested in the notes I made for the presentation, please ask and I'll send them to you. There were some spin-off benefits from the presentation as well, as some members learnt new shortcuts to actions, and one member enjoyed the way I have organised my Workspace. The steps to personalise the workspace for your particular likes and needs can be found in the video from Piximperfect mentioned in my Ramblings on page 3.

## Outings

Bad weather resulted in the cancellation of the planned outing scheduled for Sunday, 19 April. The outing has now been rescheduled for Saturday 9th May. More details will follow later via Email and WhatsApp, but it involves an early morning walk in the beautiful town of Stellenbosch.

And a repeat of last month's few teasers from previous walks to whet the appetite:



# March 2026 Set Subject

## Monochrome

### DEFINITIONS

Monochrome is a black and white image. A black and white work fitting from the very dark grey (black) to the very clear grey (white) is a monochrome work with the various shades of grey.

A black and white work toned entirely in a single colour will remain a monochrome work able to stand in the black and white category.

A black and white work modified by a partial toning or by the addition of one colour becomes a colour work (polychrome) to stand in the colour category.

### MANIPULATION IS ALLOWED

**Closing date for Photovault: Friday 22 May 2026**  
**Competition night: Wednesday 27 May 2026**

## Judge

Our judge for May is Coert Venter. Coert is one of our members, but also the Chairman of The Durbanville Photographic Club. He has successfully completed the PSSA JAP course. In 2020, Nicol du Toit wrote a delightful article on Coert, and you can read it [here](#).

“BLACK AND WHITE ARE THE COLORS OF  
PHOTOGRAPHY. TO ME THEY SYMBOLIZE THE  
ALTERNATIVES OF HOPE AND DESPAIR TO WHICH  
MANKIND IS FOREVER SUBJECTED.”

ROBERT FRANK

LEIGHT STALKING

## Other news and information

From the *Photographic Society of South Africa (PSSA)*

### PSSA Monthly Competition Winners - April 2026

#### Club Competition Senior Winner

Sprinkaan vir ontbyt  
*by*  
Johan Greyling  
AFO Fotografieklub



#### Club Competition Junior Winner

Houding  
*by*  
Mari Rossouw  
Brandpunt Fotoklub

#### Website Competition Winner

A jewel in motion  
*by*  
Theo van der Merwe  
Boksburg Camera Club



# e-IMAGE

APRIL 2026



The April edition of the PSSA e-Image magazine is now available. Click [here](#) to access.

## 2026 PSSA Four Nations Competition- CALL FOR ENTRIES!



All members are invited: 2 images per category.

### Categories:

- Open Colour (No Nature)
- Open Monochrome (No Nature)
- Nature Colour (No Manipulation)
- Our Country (Colour or Mono)



**Closing Date: 12 May 2026** 

 Enter via **Photovault:**  -> **Manage** (Four  
-> My Entries -> PSSA Specific -> (Four Nations Comp 2026)

[CLICK HERE FOR MORE INFO](#)

For more localised news and events, please also have a look at the Blog managed by Nicol and Trudi du Toit, **Western Cape Photographic News (WCPF)**, which you can access [here](#).

## Special images

10TH PSSA NATIONAL SALON PDI 2026

CATEGORY WINNER  
PSSA SILVER MEDAL

NATURE MONOCHROME




To the finish line *by Francois du Bois*

## Special images



TPS APRIL 2026 COM

No 171 in Mono by *Desmond Labuschagne*



TPS APRIL 2026 COM

Landmark of our country by *Bennie Vivier*

## Special images



TPS APRIL 2026 COM

Into the deep  
by  
*Bennie Vivier*

TPS APRIL 2026 COM



TPS APRIL 2026 COM  
Reflections by *Pieter Swart*